

### FEATURES

- RoHS compliant
- Toroidal construction
- Up to 3.5A Ioc
- Inductance range from 3mH to 10mH
- Small footprint
- Low DC resistance

### PRODUCT OVERVIEW

The 5200 series is a range of through-hole common mode chokes designed to attenuate up to 100MHz common mode noise where line filtering is required, such as high current switching power supplies and telecom applications.

### SELECTION GUIDE

Order Code	Inductance		DC Current	DC Resistance	Leakage Inductance
	Nom.	Range	Max.	Max.	Max.
	mH	mH	A	mΩ	μH
<b>52305C</b>	3.0	2.24-4.00	3.5	45	40
<b>52505C</b>	5.0	3.60-6.60	2.4	91	75
<b>52705C</b>	7.0	4.90-9.00	2.2	107	90
<b>52106C</b>	10.0	6.90-12.8	1.7	193	130

### TEMPERATURE CHARACTERISTICS

Operating free air temperature range	-40°C to 125°C
Storage temperature range	-40°C to 125°C
Isolation voltage	1500Vrms

### ROHS COMPLIANCE AND WAVE SOLDERING INFORMATION



This series is compatible with RoHS soldering systems with a peak wave solder temperature of 260°C for 10 seconds. Wave solder profile not to exceed the profile recommended in IEC 61760-1 Section 6.1.3. The pin termination finish on this product series is Tin. The 5200 series is backward compatible with Sn/Pb soldering systems. For further information, please visit [www.murata.com/en-global/products/power/rohs](http://www.murata.com/en-global/products/power/rohs)



For full details go to  
[www.murata.com/en-global/products/power/rohs](http://www.murata.com/en-global/products/power/rohs)

All specifications typical at  $T_A=25^\circ\text{C}$  unless otherwise specified.

**PART NUMBER STRUCTURE**

**52 XXX C**

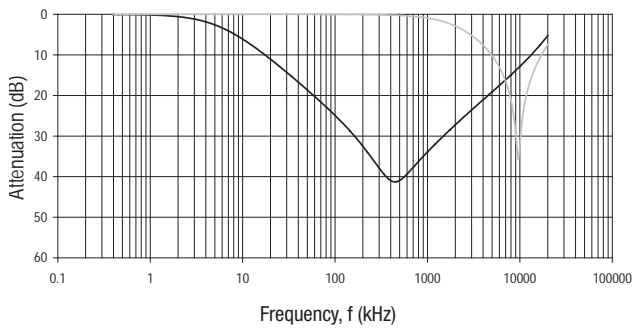
Series name

RoHS compliant

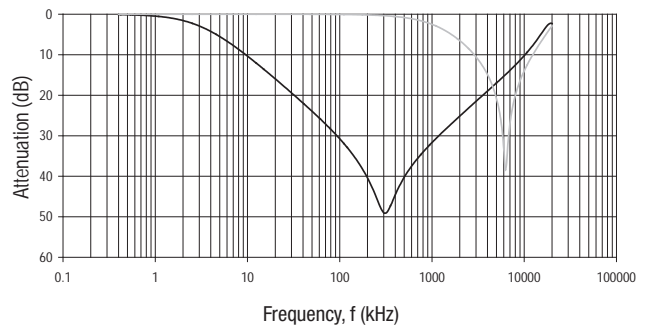
Inductance rating

**COMMON AND DIFFERENTIAL MODE ATTENUATION VS FREQUENCY**

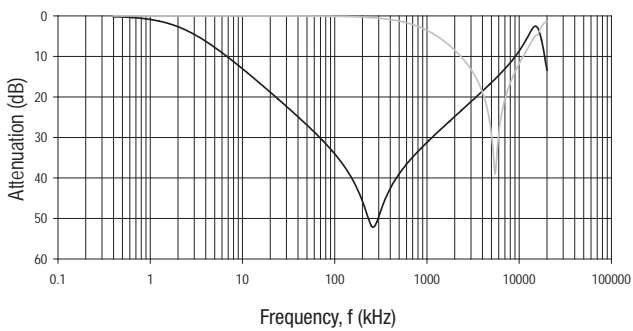
**52305C**



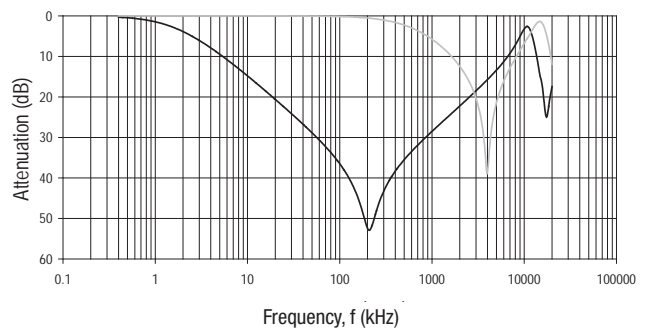
**52505C**



**52705C**



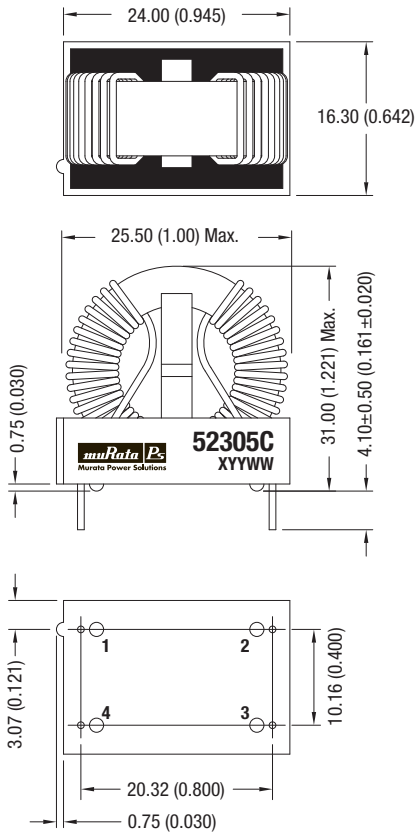
**52106C**



— Common Mode    - - - Differential Mode

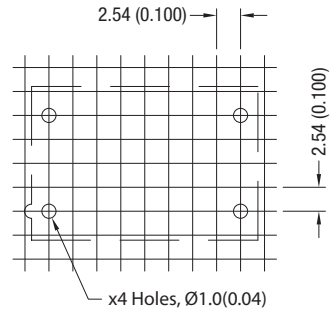
**PACKAGE SPECIFICATIONS**

**MECHANICAL DIMENSIONS**

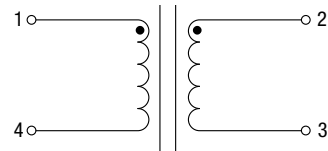


Package weight: 17.2g Typ.  
All dimensions in mm (inches)

**RECOMMENDED FOOTPRINT DETAILS**



**PIN CONNECTIONS**



**PACKAGING**

Supplied in trays (40 pieces per tray)

**DISCLAIMER**

Unless otherwise stated in the datasheet, all products are designed for standard commercial and industrial applications and NOT for safety-critical and/or life-critical applications.

Particularly for safety-critical and/or life-critical applications, i.e. applications that may directly endanger or cause the loss of life, inflict bodily harm and/or loss or severe damage to equipment/property, and severely harm the environment, a prior explicit written approval from Murata is strictly required. Any use of Murata standard products for any safety-critical, life-critical or any related applications without any prior explicit written approval from Murata shall be deemed unauthorised use.

These applications include but are not limited to:

- Aircraft equipment
- Aerospace equipment
- Undersea equipment
- Power plant control equipment
- Medical equipment
- Transportation equipment (automobiles, trains, ships, etc.)
- Traffic signal equipment
- Disaster prevention / crime prevention equipment
- Data Processing equipment

Murata makes no express or implied warranty, representation, or guarantee of suitability, fitness for any particular use/purpose and/or compatibility with any application or device of the buyer, nor does Murata assume any liability whatsoever arising out of unauthorised use of any Murata product for the application of the buyer. The suitability, fitness for any particular use/purpose and/or compatibility of Murata product with any application or device of the buyer remain to be the responsibility and liability of the buyer.

Buyer represents and agrees that it has all the necessary expertise to create and implement safeguards that anticipate dangerous consequences of failures, monitor failures and their consequences, lessen the likelihood of failures that might cause harm, and take appropriate remedial actions. Buyer will fully indemnify and hold Murata, its affiliated companies, and its representatives harmless against any damages arising out of unauthorised use of any Murata products in any safety-critical and/or life-critical applications.

Remark: Murata in this section refers to Murata Manufacturing Company and its affiliated companies worldwide including, but not limited to, Murata Power Solutions.



This product is subject to the following [operating requirements](#) and the [Life and Safety Critical Application Sales Policy](#):

Refer to: <https://www.murata.com/en-eu/products/power/requirements>

Murata Power Solutions (Milton Keynes) Ltd. makes no representation that the use of its products in the circuits described herein, or the use of other technical information contained herein, will not infringe upon existing or future patent rights. The descriptions contained herein do not imply the granting of licenses to make, use, or sell equipment constructed in accordance therewith. Specifications are subject to change without notice.  
© 2025 Murata Power Solutions (Milton Keynes) Ltd.