

# Safety Certificates

(安全規格認定書)

Ref. No. SCSA250\_004N

## Safety Standard Certified Ceramic Capacitors

(安全規格認定セラミックコンデンサ)

### Type SA

X1 : 300 Vac(r.m.s.) Y2 : 250 Vac(r.m.s.)

X1Y2 : 1500Vdc(ENEC)

Safety Standard Certification (安全規格認証)	Standard No. (規格番号)	Certificate No.* (認定番号)	Attached Page No. (添付ページ番号)
ENEC (VDE)	EN IEC 60384-14	40042990	i - 1
UL/cUL	UL60384-14/CSA E60384-14	E37921	i - 2
CQC	IEC60384-14	CQC15001137840	i - 3
KTC	KC60384-14	HU03008-17009	i - 4

\* Above Certified No. may be changed on account of the revision of standards and the renewal of certification

(\* 認定番号は規格番号の改訂, 取得範囲の変更により変わることがあります。)

**Murata Mfg. Co.,Ltd.**

株式会社 村田製作所

## ZEICHENGENEHMIGUNG MARKS APPROVAL

Murata Mfg. Co., Ltd.  
(Headquarters)  
10-1 Higashikotari 1-Chome  
NAGAOKAKYO-SHI, KYOTO 617-8555  
Japan

ist berechtigt, für ihr Produkt /  
*is authorized to use for their product*

**Festkondensator zur Unterdrückung elektromagnetischer  
Störungen, geeignet für Netzbetrieb**  
***Fixed capacitor for electromagnetic interference  
suppression and connection to the supply mains***

die hier abgebildeten markenrechtlich geschützten Zeichen  
für die ab Blatt 2 aufgeführten Typen zu benutzen /  
*the legally protected Marks as shown below for the types referred to on page 2 ff.*



und/oder - and/or

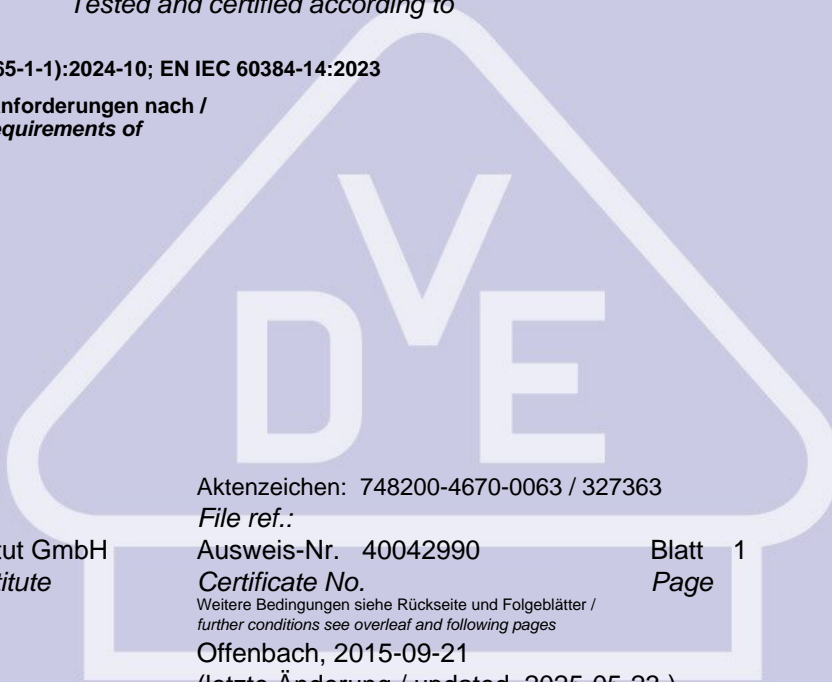


Geprüft und zertifiziert nach /  
*Tested and certified according to*

DIN EN IEC 60384-14 (VDE 0565-1-1):2024-10; EN IEC 60384-14:2023

Das Produkt erfüllt auch die Anforderungen nach /  
*The product also fulfills the requirements of*

IEC 60384-14:2023



Aktenzeichen: 748200-4670-0063 / 327363

File ref.:

Ausweis-Nr. 40042990

Blatt 1

Certificate No.

Page

Weitere Bedingungen siehe Rückseite und Folgeblätter /  
*further conditions see overleaf and following pages*

Offenbach, 2015-09-21

(letzte Änderung / updated 2025-05-23)

VDE Prüf- und Zertifizierungsinstitut GmbH  
VDE Testing and Certification Institute  
Zertifizierungsstelle / Certification

M. Tasotti

VDE Zertifikate sind nur gültig bei Veröffentlichung unter:  
VDE certificates are valid only when published on:

<http://www.vde.com/zertifikat>  
<http://www.vde.com/certificate>

Name und Sitz des Genehmigungs-Inhabers / *Name and registered seat of the Certificate holder*

Murata Mfg. Co., Ltd. (Headquarters), 10-1 Higashikotari 1-Chome, NAGAOKAKYO-SHI, KYOTO 617-8555, JAPAN

Aktenzeichen / *File ref.*

748200-4670-0063 / 327363 / TL3 / DAT

letzte Änderung / *updated*

2025-05-23

Datum / *Date*

2015-09-21

Dieses Blatt gilt nur in Verbindung mit Blatt 1 des Zeichengenehmigungsausweises Nr. 40042990.

*This supplement is only valid in conjunction with page 1 of the Certificate No. 40042990.*

## **Festkondensator zur Unterdrückung elektromagnetischer Störungen, geeignet für Netzbetrieb**

### ***Fixed capacitor for electromagnetic interference suppression and connection to the supply mains***

Typ(en) / *Type(s)*

#### **SA-Series**

Warenzeicheninhaber  
*Trademark holder*

Murata Mfg. Co., Ltd.

Weitere Einzelheit(en)

Anlage 700, 701 vom 2025-05-15  
Anlage 200, 201, 600 vom 2025-05-23

*Further details*

*Appendix 700, 701 dated 2025-05-15  
Appendix 200, 201, 600 dated 2025-05-23*

# VDE Prüf- und Zertifizierungsinstitut Zeichengenehmigung

Ausweis-Nr. / Beiblatt /  
Certificate No. Supplement  
40042990

Name und Sitz des Genehmigungs-Inhabers / *Name and registered seat of the Certificate holder*

Murata Mfg. Co., Ltd. (Headquarters), 10-1 Higashikotari 1-Chome, NAGAOKAKYO-SHI, KYOTO 617-8555,  
JAPAN

Aktenzeichen / *File ref.*

748200-4670-0063 / 327363 / TL3 / DAT

letzte Änderung / *updated*

2025-05-23

Datum / *Date*

2015-09-21

Dieses Beiblatt ist Bestandteil des Zeichengenehmigungsausweises Nr. 40042990.

*This supplement is part of the Certificate No. 40042990.*

## **Festkondensator zur Unterdrückung elektromagnetischer Störungen, geeignet für Netzbetrieb**

***Fixed capacitor for electromagnetic interference  
suppression and connection to the supply mains***

**Fertigungsstätte(n)**

***Place(s) of manufacture***

Referenz/*Reference*

**30002166**

Murata Electronics (Thailand) Ltd.  
Northern Region Ind. Est., 63 Moo 4  
Tambol Ban-Klang Amphur Muang  
LAMPHUN 51000  
THAILAND

# VDE Prüf- und Zertifizierungsinstitut Zeichengenehmigung

Ausweis-Nr. / Infoblatt /  
Certificate No. / Info sheet  
40042990

Name und Sitz des Genehmigungs-Inhabers / *Name and registered seat of the Certificate holder*

Murata Mfg. Co., Ltd. (Headquarters), 10-1 Higashikotari 1-Chome, NAGAOKAKYO-SHI, KYOTO 617-8555, JAPAN

Aktenzeichen / *File ref.*

748200-4670-0063 / 327363 / TL3 / DAT

letzte Änderung / *updated*

2025-05-23

Datum / *Date*

2015-09-21

Dieses Blatt gilt nur in Verbindung mit Blatt 1 des Zeichengenehmigungsausweises Nr. 40042990.

*This supplement is only valid in conjunction with page 1 of the Certificate No. 40042990.*

## **Genehmigung zum Benutzen des auf Seite 1 abgebildeten markenrechtlich geschützten Zeichens des VDE:**

Grundlage für die Benutzung sind die Allgemeinen Geschäftsbedingungen (AGB) der VDE Prüf- und Zertifizierungsinstitut GmbH ([www.vde.com\AGB-Institut](http://www.vde.com\AGB-Institut)). Das Recht zur Benutzung erstreckt sich nur auf die bezeichnete Firma mit den genannten Fertigungsstätten und die oben aufgeführten Produkte mit den zugeordneten Bezeichnungen. Die Fertigungsstätte muss so eingerichtet sein, dass eine gleichmäßige Herstellung der geprüften und zertifizierten Ausführung gewährleistet ist.

Die Genehmigung ist so lange gültig wie die VDE Bestimmungen gelten, die der Zertifizierung zugrunde gelegen haben, sofern sie nicht auf Grund anderer Bedingungen aus der VDE Prüf- und Zertifizierungsordnung (PM102) zurückgezogen werden muss.

Der Gültigkeitszeitraum einer VDE GS-Zeichengenehmigung kann auf Antrag verlängert werden. Bei gesetzlichen und / oder normativen Änderungen kann die VDE GS-Zeichengenehmigung ihre Gültigkeit zu einem früheren als dem angegebenen Datum verlieren.

Produkte, die das Biozid Dimethylfumarat (DMF) enthalten, dürfen gemäß der Kommissionsentscheidung 2009/251/EG nicht mehr in den Verkehr gebracht oder auf dem Markt bereitgestellt werden.

Der VDE Zeichengenehmigungsausweis wird ausschließlich auf der ersten Seite unterzeichnet.

### **Approval to use the legally protected Mark of the VDE as shown on the first page:**

*Basis for the use are the general terms and conditions of the VDE Testing and Certification Institute ([www.vde.com\terms-institute](http://www.vde.com\terms-institute)). The right to use the mark is granted only to the mentioned company with the named places of manufacture and the listed products with the related type references. The place of manufacture shall be equipped in a way that a constant manufacturing of the certified construction is assured.*

*The approval is valid as long as the VDE specifications are in force, on which the certification is based on, unless it is withdrawn according to the VDE Testing and Certification Procedure (PM102E).*

*The validity period of a VDE GS-Mark Approval may be prolonged on request. In case of changes in legal and / or normative requirements, the validity period of a VDE GS-Mark Approval may be shortened.*

*Products containing the biocide dimethylfumarate (DMF) may not be marketed or made available on the EC market according to the Commission Decision 2009/251/EC.*

*The approval is solely signed on the first page.*

Dieses Blatt gilt nur in Verbindung mit Blatt 1 des Zeichengenehmigungsausweises Nr. 40042990.  
 This supplement is only valid in conjunction with page 1 of the Certificate No. 40042990

**Festkondensator zur Unterdrückung elektromagnetischer Störungen, geeignet für Netzbetrieb**  
**Fixed capacitor for electromagnetic interference suppression and connection to the supply mains**

Typ(en) Type(s)	SA-Series	
Bemessungskapazität Rated capacitance	10pF;15pF;22pF;33pF;47pF;68pF;100pF;150pF;220pF;330pF;470pF; 680pF;1000pF;1500pF;2200pF;3300pF;4700pF;10000pF	
Bemessungsspannung Rated voltage	X1:AC440V / DC 1500 V Y2:AC400V / DC 1500 V	
Kondensatorklasse und -unterklasse Capacitor class and subclass	X1; Y2	
Grenzabweichung der Bemessungskapazität Tolerance of rated capacitance	±10%(K) oder/or ±20%(M)	
Klimakategorie Climatic category	40/125/21	
Kategorie der passiven Entflammbarkeit Passive flammability category	C	
Keramikart Type of ceramic	SL (10pF bis/to 68pF) B (100 bis/to 680pF) E (1000 bis/to 10000pF) F (10000pF)	
Genehmigung für Gleichspannungs-anwendungen nach Anhang H Approval for d.c. applications according to Annex H	<input checked="" type="checkbox"/>	ja yes Bemessungsgleichspannung DC 1500 V d.c. rated voltage
	<input type="checkbox"/>	nein no
Genehmigung für Feuchtebeständigkeitsklasse nach Anhang I Approval for humidity robustness grade according to Annex I	<input type="checkbox"/>	IA 21 Tage bei 40 °C / 93 % r.F. mit angelegter Bemessungsspannung 21 days at 40 °C / 93 % r.h. with rated voltage applied
	<input type="checkbox"/>	IB 168 Stunden bei 85 °C / 85 % r.F. mit angelegter Bemessungsspannung 168 hours at 85 °C / 85 % r.h. with rated voltage applied
	<input type="checkbox"/>	IIA 56 Tage bei 40 °C / 93 % r.F. mit angelegter Bemessungsspannung 56 days at 40 °C / 93 % r.h. with rated voltage applied
	<input type="checkbox"/>	IIB 500 Stunden bei 85 °C / 85 % r.F. mit angelegter Bemessungsspannung 500 hours at 85 °C / 85 % r.h. with rated voltage applied
	<input type="checkbox"/>	IIIA 56 Tage bei 60 °C / 93 % r.F. mit angelegter Bemessungsspannung 56 days at 60 °C / 93 % r.h. with rated voltage applied
	<input type="checkbox"/>	IIIB 1.000 Stunden bei 85 °C / 85 % r.F. mit angelegter Bemessungsspannung 1.000 hours at 85 °C / 85 % r.h. with rated voltage applied
	<input checked="" type="checkbox"/>	keine none
Warenzeicheninhaber Trademark holder	Murata Mfg. Co., Ltd.	



# VDE Prüf- und Zertifizierungsinstitut Zeichengenehmigung

Dieses Blatt gilt nur in Verbindung mit Blatt 1 des Zeichengenehmigungsausweises Nr. 40042990 .  
*This supplement is only valid in conjunction with page 1 of the Certificate No. 40042990*

Rubrik / Rubric	Ausweis-Nr. / Certificate No.	Anlage / Appendix
341	40042990	200
Aktenzeichen / File ref.	letzte Änderung / updated	Datum / Date
748200-4670- 0063/327363/TL3/DAT	2025-05-23	2023-12-18

i-1 (P6/8)



Dieses Blatt gilt nur in Verbindung mit Blatt 1 des Zeichengenehmigungsausweises Nr. 40042990.  
This supplement is only valid in conjunction with page 1 of the Certificate No. 40042990

## Steckverbinder (COC) Connector (COC)

Typ(en) Type(s)	SA-Series		
Bemessungskapazität Rated capacitance	10pF;15pF;22pF;33pF;47pF;68pF;100pF;150pF;220pF;330pF;470pF;680pF;1000pF;1500pF;2200pF;3300pF;4700pF;10000pF		
Bemessungsspannung Rated voltage	X1:AC300V / DC1500V Y2:AC300V / DC1500V AC250V / DC1500V		
Kondensatorklasse und -unterklasse Capacitor class and subclass	X1; Y2		
Grenzabweichung der Bemessungskapazität Tolerance of rated capacitance	±10%(K) oder/or ±20%(M)		
Klimakategorie Climatic category	40/125/21		
Kategorie der passiven Entflammbarkeit Passive flammability category	C		
Keramikart Type of ceramic	SL (10pF bis/to 68pF) B (100 bis/to 680pF) E (1000 bis/to 10000pF) F (10000pF)		
Genehmigung für Gleichspannungs-anwendungen nach Anhang H Approval for d.c. applications according to Annex H	<input checked="" type="checkbox"/>	ja yes	Bemessungsgleichspannung DC 1500 V d.c. rated voltage
	<input type="checkbox"/>	nein no	
Genehmigung für Feuchtebeständigkeitsklasse nach Anhang I Approval for humidity robustness grade according to Annex I	<input type="checkbox"/>	IA	21 Tage bei 40 °C / 93 % r.F. mit angelegter Bemessungsspannung 21 days at 40 °C / 93 % r.h. with rated voltage applied
	<input type="checkbox"/>	IB	168 Stunden bei 85 °C / 85 % r.F. mit angelegter Bemessungsspannung 168 hours at 85 °C / 85 % r.h. with rated voltage applied
	<input type="checkbox"/>	IIA	56 Tage bei 40 °C / 93 % r.F. mit angelegter Bemessungsspannung 56 days at 40 °C / 93 % r.h. with rated voltage applied
	<input type="checkbox"/>	IIB	500 Stunden bei 85 °C / 85 % r.F. mit angelegter Bemessungsspannung 500 hours at 85 °C / 85 % r.h. with rated voltage applied
	<input type="checkbox"/>	IIIA	56 Tage bei 60 °C / 93 % r.F. mit angelegter Bemessungsspannung 56 days at 60 °C / 93 % r.h. with rated voltage applied
	<input type="checkbox"/>	IIIB	1.000 Stunden bei 85 °C / 85 % r.F. mit angelegter Bemessungsspannung 1.000 hours at 85 °C / 85 % r.h. with rated voltage applied
	<input checked="" type="checkbox"/>	keine none	

# VDE Prüf- und Zertifizierungsinstitut Zeichengenehmigung

i-1 (P8/8)

Rubrik / Rubric

Ausweis-Nr. /  
Certificate No.

Anlage /  
Appendix  
201

341

40042990

Aktenzeichen / File ref.

letzte Änderung / updated

Datum / Date

801300-1431-  
0009/323363/TL3/RHZ

2025-05-23

2023-12-18

Dieses Blatt gilt nur in Verbindung mit Blatt 1 des Zeichengenehmigungsausweises Nr. 40042990 .  
This supplement is only valid in conjunction with page 1 of the Certificate No. 40042990

Warenzeicheninhaber  
Trademark holder

Murata Mfg. Co., Ltd.



# Fixed Capacitors for Use in Electronic Equipment - Component

## COMPANY


MURATA MFG CO LTD

COMPONENT BUSINESS UNIT

1-10-1 HIGASIKOTARI

NAGAOKAKYO-SHI, Kyoto 617-8555 Japan

E37921

Marking: Company name or trademark , and model designation.

Note: For additional marking information, refer to the [Guide Information Page](#).

*View model for additional information*

**Class X1 and Class Y2 Capacitors**, Model(s): KJ may be followed by M for +/-20%, K for +/-10%.

**Class X1/Y1 Capacitors**, Model(s): EA may be followed by K ( $\pm 10\%$ ) (for 10~47pF), K ( $\pm 10\%$ ) or M ( $\pm 20\%$ ) (for 100~680pF), M ( $\pm 20\%$ ) (for 1000~2200pF).

**Class X1/Y1 Capacitors**, Model(s): KL may be followed by J ( $\pm 5\%$ ), K ( $\pm 10\%$ ) or M ( $\pm 20\%$ ) for capacitance tolerance.

**Class X1/Y1 Capacitors**, Model(s): RA may be followed by J ( $\pm 5\%$ ), K ( $\pm 10\%$ ) or M ( $\pm 20\%$ ) for capacitance tolerance.

**Class X1/Y1 Capacitors**, Model(s): RB may be followed by K ( $\pm 10\%$ ) or M ( $\pm 20\%$ ) for capacitance tolerance.

**Class X1/Y1 Capacitors, Ceramic Disk Type**, Model(s): KX may be followed by J for +/-5%. K for +/-10%. M for +/-20%.

**Class X1/Y2 Capacitors**, Model(s): IF may be followed by K ( $\pm 10\%$ ).

**Class X1/Y2 Capacitors**, Model(s): SA may be followed by J ( $\pm 5\%$ ), K ( $\pm 10\%$ ) or M ( $\pm 20\%$ ) for capacitance tolerance.

**Class X1/Y2 Capacitors, Ceramic Disk Type**, Model(s): KH may be followed by K for +/-10%. M for +/-20%.

**Class X1/Y2 Capacitors, Ceramic Disk Type**, Model(s): KY may be followed by J for +/-5%. K for +/-10%. M for +/-20%.

**Class X1/Y2 Capacitors, Surface Mount Capacitors**, Model(s): GF series for type GA342 may be followed by J ( $\pm 5\%$ ) (for 10~82pF), K ( $\pm 10\%$ ) (for 100~4700pF).

**Class X1/Y2 Capacitors, Surface Mount Capacitors**, Model(s): GF series for type GA352, GA355 may be followed by J ( $\pm 5\%$ ) (for 10~82pF), K ( $\pm 10\%$ ) (for 100~4700pF).

**Class X1/Y2 Capacitors, Surface Mount Capacitors**, Model(s): ME may be followed by K ( $\pm 10\%$ ) (for 100~4700pF), M( $\pm 20\%$ ) (for 5600~10000pF).

**Class X2 Capacitors**, Model(s): GB+GA35\*\*\*\*GB\*\*\*\*W\*\*\* (\* may be space, 0 to 9, A to Z) with Capacitances of 10000, 15000, 22000, 33000, 47000, or 56000 pF with tolerance K.

Last Updated on 2024-04-27

The appearance of a company's name or product in this database does not in itself assure that products so identified have been manufactured under UL Solutions' Follow - Up Service. Only those products bearing the UL Mark should be considered to be Certified and covered under UL Solutions' Follow - Up Service. Always look for the Mark on the product.

UL Solutions permits the reproduction of the material contained in Product iQ subject to the following conditions: 1. The Guide Information, Assemblies, Constructions, Designs, Systems, and/or Certifications (files) must be presented in their entirety and in a non-misleading manner, without any manipulation of the data (or drawings). 2. The statement "Reprinted from Product iQ with permission from UL Solutions" must appear adjacent to the extracted material. In addition, the reprinted material must include a copyright notice in the following format: "©2024 UL LLC."

# Fixed Capacitors for Use in Electronic Equipment Certified for Canada - Component

## COMPANY

### MURATA MFG CO LTD

COMPONENT BUSINESS UNIT

1-10-1 HIGASIKOTARI

NAGAOKAKYO-SHI, Kyoto 617-8555 Japan

E37921

Marking: Company name or trademark , model designation, and the Recognized Component Mark for Canada 

Note: For additional marking information, refer to the [Guide Information Page](#).

*View model for additional information*

**Class X1 and Class Y2 Capacitors**, Model(s): KJ may be followed by M for +/-20%, K for +/-10%.

**Class X1/Y1 Capacitors**, Model(s): EA may be followed by K ( $\pm 10\%$ ) (for 10~47pF), K ( $\pm 10\%$ ) or M ( $\pm 20\%$ ) (for 100~680pF), M ( $\pm 20\%$ ) (for 1000~2200pF).

**Class X1/Y1 Capacitors**, Model(s): RA may be followed by J ( $\pm 5\%$ ), K ( $\pm 10\%$ ) or M ( $\pm 20\%$ ) for capacitance tolerance.

**Class X1/Y1 Capacitors**, Model(s): RB may be followed by K ( $\pm 10\%$ ) or M ( $\pm 20\%$ ) for capacitance tolerance.

**Class X1/Y2 Capacitors**, Model(s): IF may be followed by K ( $\pm 10\%$ ).

**Class X1/Y2 Capacitors**, Model(s): SA may be followed by J ( $\pm 5\%$ ), K ( $\pm 10\%$ ) or M ( $\pm 20\%$ ) for capacitance tolerance.

**Class X1/Y2 Capacitors, Surface Mount Capacitors**, Model(s): GF series for type GA342 may be followed by J ( $\pm 5\%$ ) (for 10~82pF), K ( $\pm 10\%$ ) (for 100~4700pF).

**Class X1/Y2 Capacitors, Surface Mount Capacitors**, Model(s): GF series for type GA352, GA355 may be followed by J ( $\pm 5\%$ ) (for 10~82pF), K ( $\pm 10\%$ ) (for 100~4700pF).

**Class X1/Y2 Capacitors, Surface Mount Capacitors**, Model(s): ME may be followed by K ( $\pm 10\%$ ) (for 100~4700pF), M( $\pm 20\%$ ) (for 5600~10000pF).

Last Updated on 2024-04-27

The appearance of a company's name or product in this database does not in itself assure that products so identified have been manufactured under UL Solutions' Follow - Up Service. Only those products bearing the UL Mark should be considered to be Certified and covered under UL Solutions' Follow - Up Service. Always look for the Mark on the product.

UL Solutions permits the reproduction of the material contained in Product iQ subject to the following conditions: 1. The Guide Information, Assemblies, Constructions, Designs, Systems, and/or Certifications (files) must be presented in their entirety and in a non-misleading manner, without any manipulation of the data (or drawings). 2. The statement "Reprinted from Product iQ with permission from UL Solutions" must appear adjacent to the extracted material. In addition, the reprinted material must include a copyright notice in the following format: "©2024 UL LLC."

## Model SA

File Number: E37921

### COMPANY

#### MURATA MFG CO LTD

COMPONENT BUSINESS UNIT

1-10-1 HIGASIKOTARI

NAGAOKAKYO-SHI, Kyoto 617-8555 Japan

### MODEL INFO


SA may be followed by J ( $\pm 5\%$ ), K ( $\pm 10\%$ ) or M ( $\pm 20\%$ ) for capacitance tolerance.

Class X1/Y2 Capacitors

GENERAL										
US Standard	Canadian Standard	Capacitor Class	Voltage (V)	AC or DC	Capacitance	Tolerance (%)	Resistance for RC Devices	Lower Temperature (°C)	Upper Temperature (°C)	Additional Robustness Grades
--	--	X1/Y2	440 / 400	AC	10 ~ 22000pF	+/- 20		-40	125	
--	--	X1/Y2	300	AC	10 ~ 22000pF	+/- 20		-40	125	
--	--	X1/Y2	300 / 250	AC	10 ~ 22000pF	+/- 20		-40	125	

The appearance of a company's name or product in this database does not in itself assure that products so identified have been manufactured under UL Solutions' Follow - Up Service. Only those products bearing the UL Mark should be considered to be Certified and covered under UL Solutions' Follow - Up Service. Always look for the Mark on the product.

UL Solutions permits the reproduction of the material contained in Product iQ subject to the following conditions: 1. The Guide Information, Assemblies, Constructions, Designs, Systems, and/or Certifications (files) must be presented in their entirety and in a non-misleading manner, without any manipulation of the data (or drawings). 2. The statement "Reprinted from Product iQ with permission from UL Solutions" must appear adjacent to the extracted material. In addition, the reprinted material must include a copyright notice in the following format: "©2024 UL LLC."





# 产品认证证书

证书编号: CQC15001137840

发证日期: 2025年11月11日  
有效期至: 2030年11月10日

委托人名称 及注册地址	株式会社 村田制作所 日本国京都府长冈京市东神足1丁目10-1番
制造商名称 及注册地址	株式会社 村田制作所 日本国京都府长冈京市东神足1丁目10-1番
生产企业名称 及生产地址	Murata Electronics (Thailand), Ltd. Northern Region Ind. Estate 63 Moo 4, Tambol Ban-Klang Amphur Muang, Lamphun, 51000 泰国
产品名称和系列、 规格、型号	抑制电磁干扰和电源网络连接用固定电容器 SA: 10pF~10000pF a)X1: 440Vac, Y2: 400Vac b)X1: 300Vac, Y2: 300Vac or 250Vac 40/125/21/C 允许偏差: SL型瓷介: K ( $\pm 10\%$ ), B型瓷介: K或M ( $\pm 10\%$ 或 $\pm 20\%$ ), E型瓷介: M ( $\pm 20\%$ ), F型瓷介: M ( $\pm 20\%$ )
产品标准和技术要求	IEC60384-14:2013+AMD1:2016
认证模式	产品检测+获证后监督

上述产品符合 CQC11-471112-2015 认证规则的要求, 特发此证。

本证书为变更证书, 证书首次颁发日期: 2016年01月19日

证书有效期内本证书的有效性依据发证机构的定期监督获得保持。

可通过扫描下方二维码或登录国家认监委网站 ([www.cnca.gov.cn](http://www.cnca.gov.cn)) 查验证书信息



签发:

谢肇煦



中国质量认证中心  
CHINA QUALITY CERTIFICATION CENTRE



中国质量认证中心有限公司  
中国·北京·南四环西路188号9区 100070

电话: +86 10 83886666  
<http://www.cqc.com.cn>



# CERTIFICATE OF PRODUCT CERTIFICATION

CERTIFICATE NO.: CQC15001137840

Valid from: Nov.11,2025

Valid until:Nov.10,2030

<b>NAME AND REGISTERED ADDRESS OF THE APPLICANT</b>	Murata Manufacturing Co. 10-1 Higashikotari 1-Chome Nagaokakyo-shi Kyoto-fu 617-8555, Japan
<b>NAME AND REGISTERED ADDRESS OF THE MANUFACTURER</b>	Murata Manufacturing Co. 10-1 Higashikotari 1-Chome Nagaokakyo-shi Kyoto-fu 617-8555, Japan
<b>NAME AND LOCATION OF THE FACTORY</b>	Murata Electronics (Thailand), Ltd. Northern Region Ind. Estate 63 Moo 4, Tambol Ban-Klang Amphur Muang, Lamphun, 51000 Thailand
<b>PRODUCT NAME, MODEL AND SPECIFICATION</b>	FIXED CAPACITORS FOR ELECTROMAGNETIC INTERFERENCE SUPPRESSION AND CONNECTION TO THE SUPPLY MAINS SA: 10pF~10000pF a)X1: 440Vac, Y2: 400Vac b)X1: 300Vac, Y2: 300Vac or 250Vac 40/125/21/C) 允许偏差: SL型瓷介: K (±10%), B型瓷介: K或M (±10%或±20%), E型瓷介: M (±20%), F型瓷介: M (±20%)
<b>THE STANDARDS AND TECHNICAL REQUIREMENTS FOR THE PRODUCTS</b>	IEC60384-14:2013+AMD1:2016
<b>TYPE OF CERTIFICATION SCHEMES</b>	Product Testing + Follow up Factory Inspection

This is to certify that the above mentioned product(s) complies with the requirements of certification rules of CQC11-471112-2015.

Date of original issued: Jan.19,2016

The validity of the certificate is subject to positive result of the regular follow up inspection by issuing certification body until the expiry date.

The certificate information is available through the QR code below or CNCA's website: [www.cnca.gov.cn](http://www.cnca.gov.cn)



SIGNATURE:

谢肇煦



中国质量认证中心  
CHINA QUALITY CERTIFICATION CENTRE



CHINA QUALITY CERTIFICATION CENTRE CO., LTD.  
Section 9, No. 188, Nansihuan Xilu, Beijing 100070 P. R. China

Tel: +86 10 83886666  
<http://www.cqc.com.cn>



# 안전인증서 Safety Certificate

안전인증번호: HU03008-17009A  
(Certificate No.)

제조업자/수입업자명: Murata Electronics (Thailand) Ltd.  
(Manufacturer/importer)

주소: Northern Region Industrial Estate, 63 Moo 4, Tambol Ban-Klang  
(Address) Amphur Muang, Lamphon 51000 THAILAND

제품명: X·Y커패시터  
(Product)

기본모델명: SA103M  
(Basic Model)

파생모델명 (Series Model):

- |        |        |
|--------|--------|
| SA100K | SA101K |
| SA101M | SA102K |
| SA102M | SA120K |
| SA150K | SA151K |
| SA151M | 이면기재   |

정격/안전기준상의 모델구분: X1: 300V~, Y2: 250V~, 10 000pF  
(Rating)

시험기준: KC 60384-14(2015-09)  
(Standard)

본 인증서는 제조국명: 태국  
 제조업자명: Murata Electronics (Thailand) Ltd.  
 제조공장의 주소: Northern Region Industrial Estate, 63 Moo 4, Tambol Ban-Klang  
 Amphur Muang, Lamphon 51000 THAILAND  
 의 제품에만 해당함

「전기용품 및 생활용품 안전관리법 시행규칙」 제9조제2항·제4항 또는 제10조제2항에 따라 안전인증서를 발급합니다.  
We issue this Safety Certificate for the above appliances in accordance with the Article 9(2), 9(4) or 10(2) of the Enforcement Rule of the Electrical Appliances and Consumer Products Safety Control Act.

2017 년 05 월 24 일  
(Year) (Month) (Day)



## 한국기계전자시험연구원 Korea Testing Certification



※ 이 인증서는 「전기용품 및 생활용품 안전관리법」에 따른 제품의 안전성 확인에 한정된 것이며, 그 밖의 다른 법률이 적용되는 제품의 경우에는 해당 법률에 따라 추가로 인증·허가 등을 받아야 합니다.

첨부서류	1. 전기용품의 안전관리부품 및 재질목록 (List of Critical Components) 2. 기본모델·파생모델의 내용 (Descriptions of the basic and series model) 3. 안전인증의 변경 현황 (Revisions Status)
------	------------------------------------------------------------------------------------------------------------------------------------------------------------





SA152M  
SA220K  
SA221M  
SA270K  
SA331K  
SA332M  
SA470K  
SA471M  
SA560K  
SA680M  
SA681M  
SA820K

SA180K  
SA221K  
SA222M  
SA330K  
SA331M  
SA390K  
SA471K  
SA472M  
SA680K  
SA681K  
SA682M  
SA820M

