


Datasheet of SAW Device

SAW Extractor
for GPS L1_GPS L5_Cellular / Unbalanced / 9pin/2016

Murata PN: SADAG1G17AA0C0A

■ Feature

- Double Extractor
- GNSS L1 + L5 +MHB



Note : This Murata SAW Component is Consumer grade product and applicable for Cellular phone or similar end devices.
Please also read Important Notice at the end of this document.

Revision
E

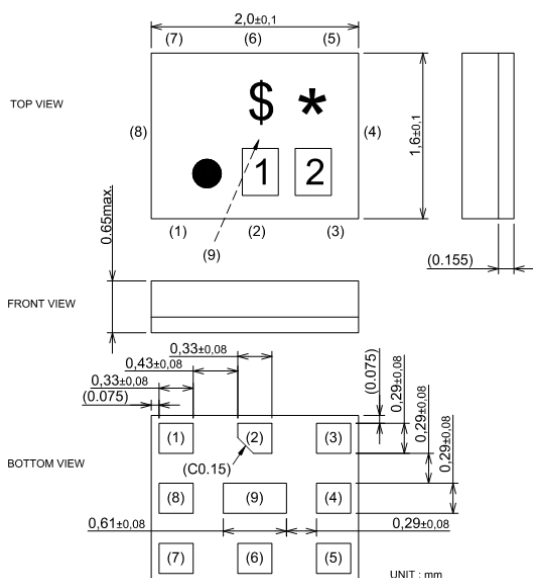
SADAG1G17AA0C0A (GPS L1_GPS L5_Cellular / Unbalanced / 9pin/ 2016)

General Information

- Operating temperature	:	-20 to +85 deg.C
- Storage temperature	:	-40 to +85 deg.C
- Input Power	@Cellular Port	:+28.0dBm 5000h +50deg.C ⁽¹⁾ (for 1427-1510.9MHz, 1710-2690MHz)
	@Antenna Port	:+15.0dBm 5000h +50deg.C ⁽¹⁾ (for 617-915MHz, 1427-1510.9MHz, 1710-2690MHz, 3300-5000MHz) +15.0dBm 5000h +50deg.C ⁽²⁾ (for 1166.22-1186.68MHz, 1559.05-1605.89MHz)
		⁽¹⁾ applicable for W-CDMA, SC-FDMA, DFT-s-OFDM, CP-OFDM
		⁽²⁾ applicable for CW
- D.C. Volatage between the terminals	:	3V (25+/-2 deg.C)
- Minimum Resistance between the terminals	:	1M ohm
	:	Yes
- ESD (ElectroStatic Discharge) sensitive device		

SADAG1G17AA0C0A (GPS L1_GPS L5_Cellular / Unbalanced / 9pin/ 2016)
Package Dimensions & Recommended Land Pattern unit: mm

Dimensions



Marking : Laser Printing

- * : Month code
- \$: Date code
- 1 : Q
- 2 : 3

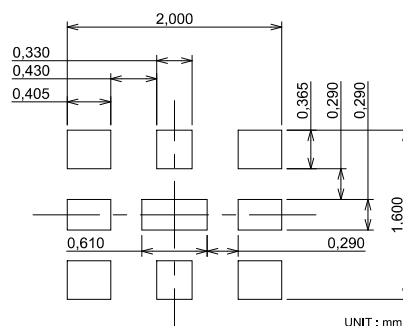
Terminal Number

- (1) : Unbalance Port(GNSS L1 Port)
- (3) : Unbalance Port(GNSS L5 Port)
- (5) : Unbalance Port(Cellular Port)
- (7) : Unbalance Port(ANT. Port)

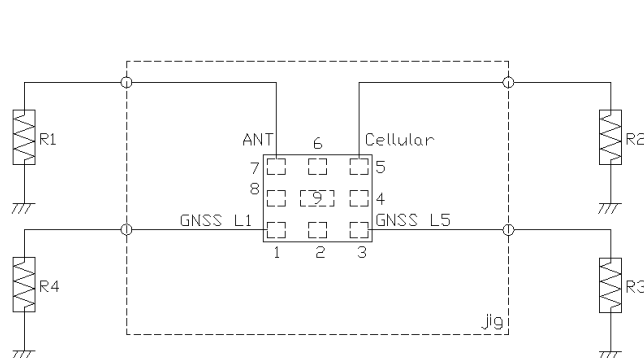
Others GND.

Notice) Please refer to Measurement Circuit for Port information in detail.

Land Pattern



Measurement Circuit (Top Thru View)

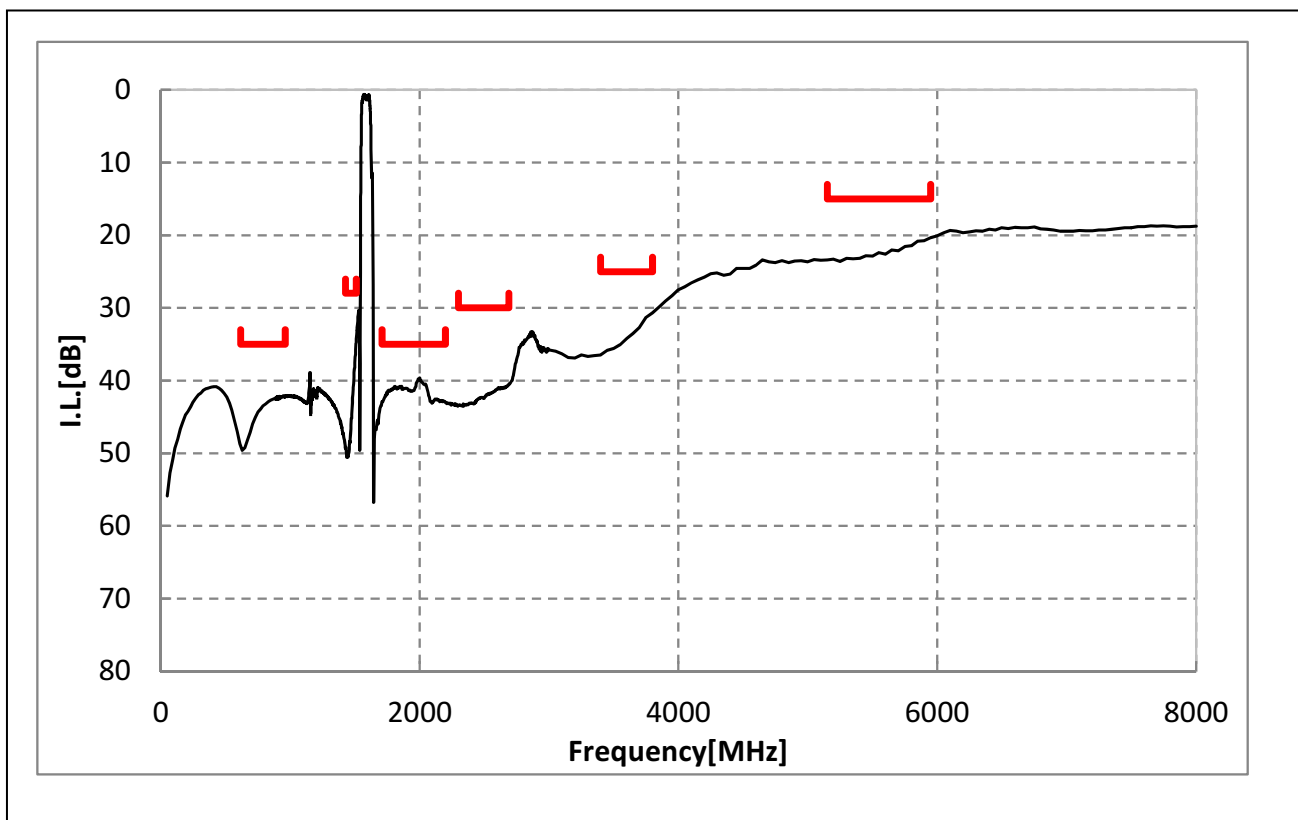
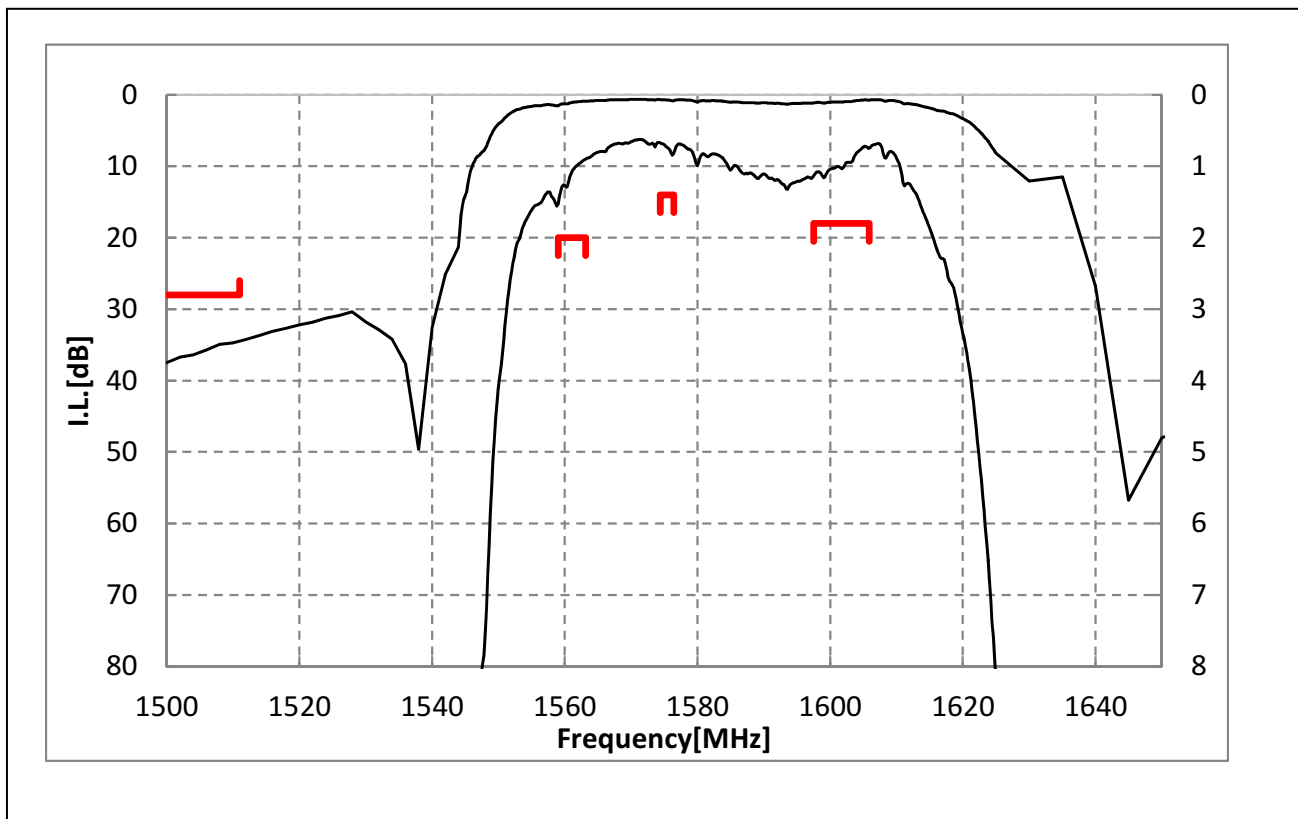


R1 : 50 ohm	
R2 : 50 ohm	
R3 : 50 ohm	
R4 : 50 ohm	

SADAG1G17AA0C0A (GPS L1_GPS L5_Cellular / Unbalanced / 9pin/ 2016)

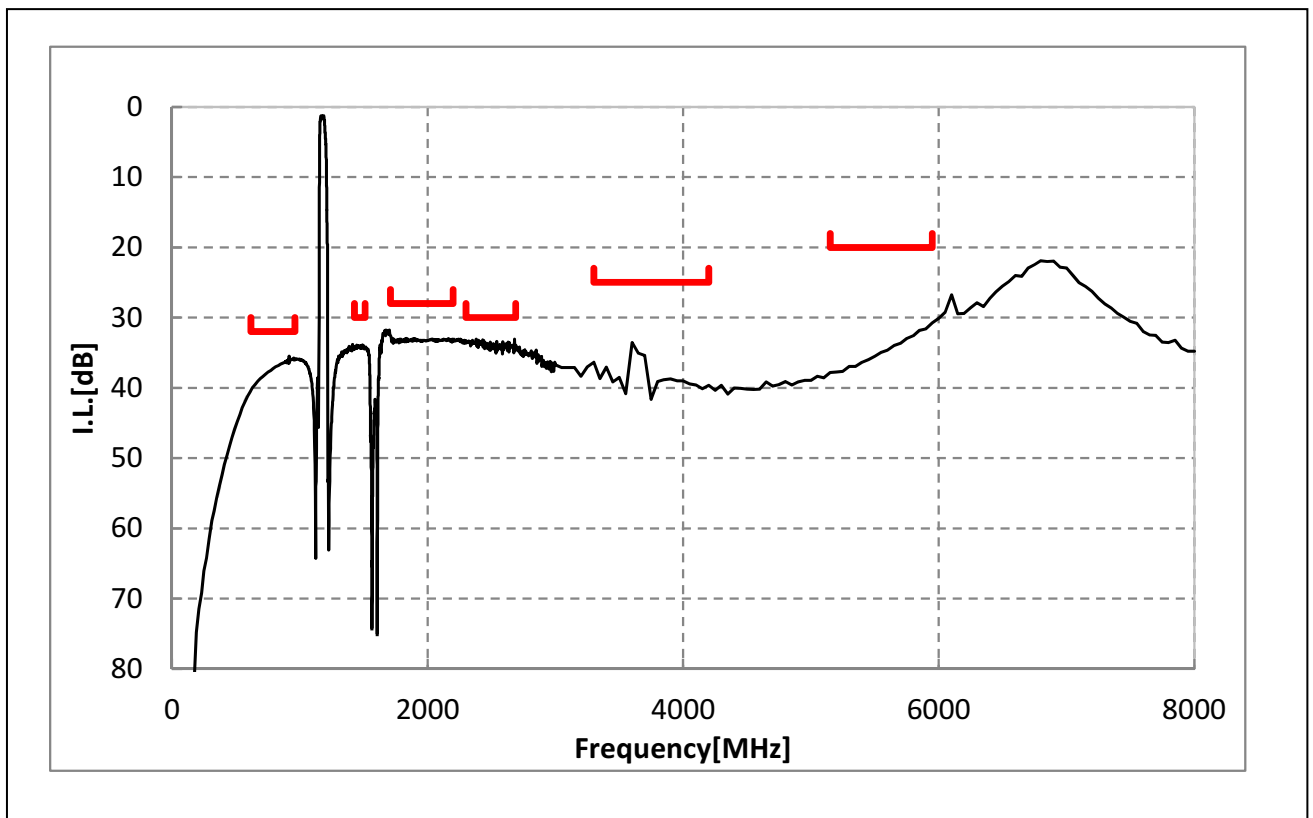
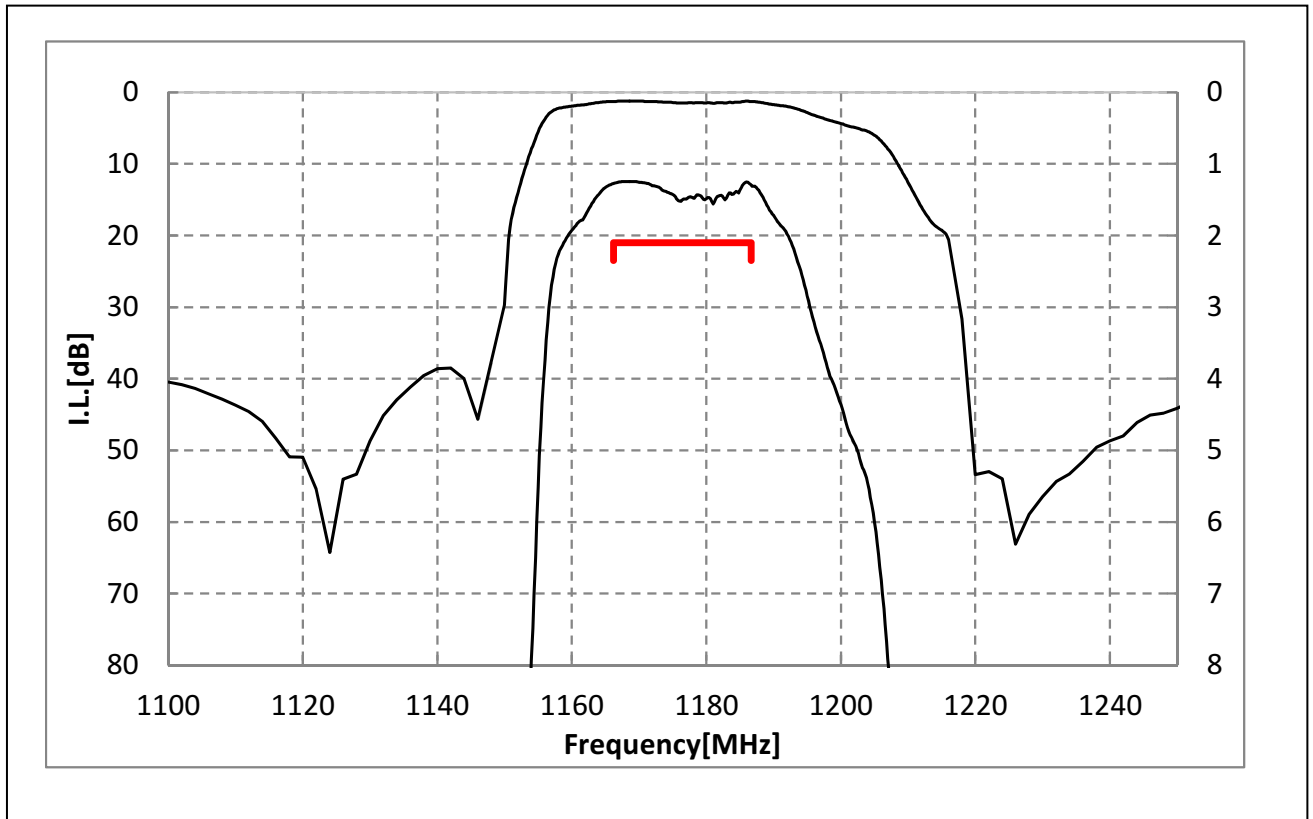
Electrical Characteristic

< ANT. → GPS L1 >



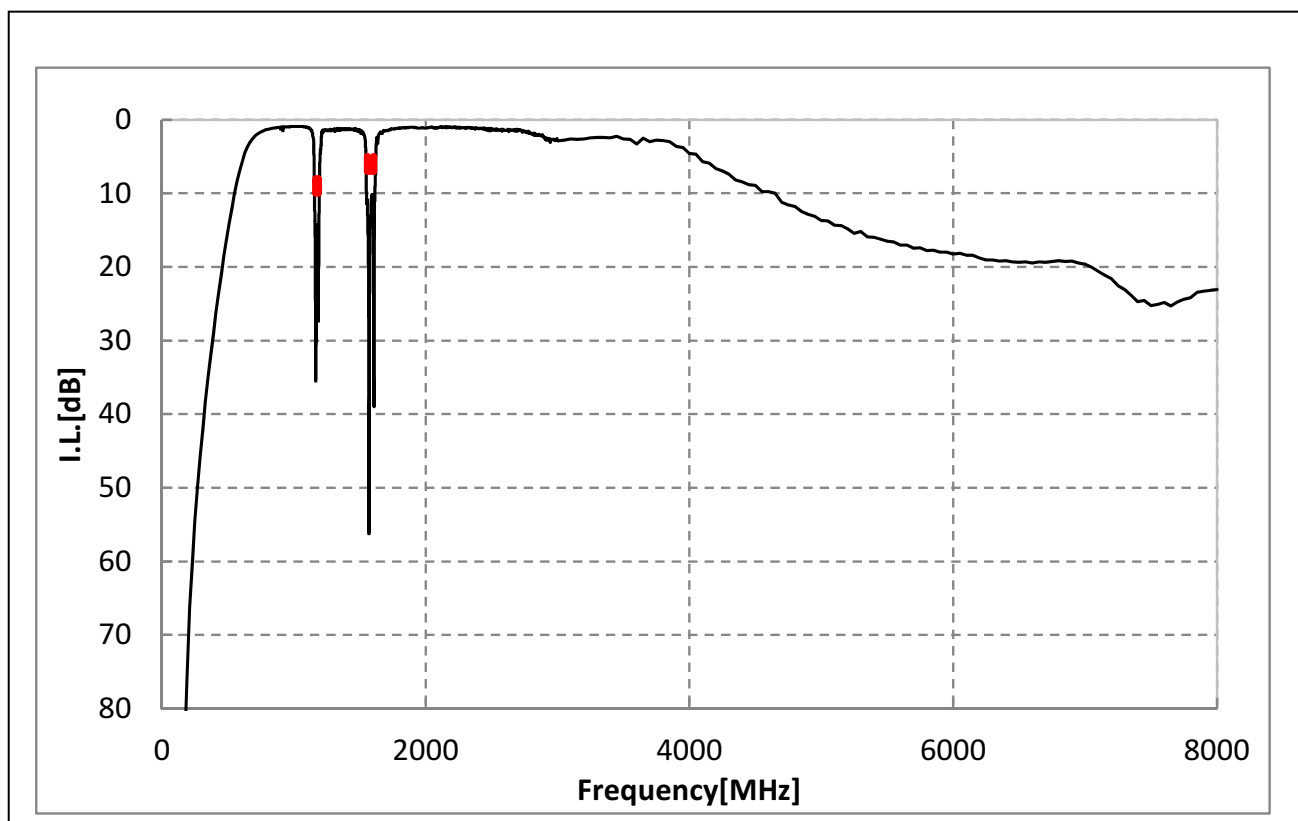
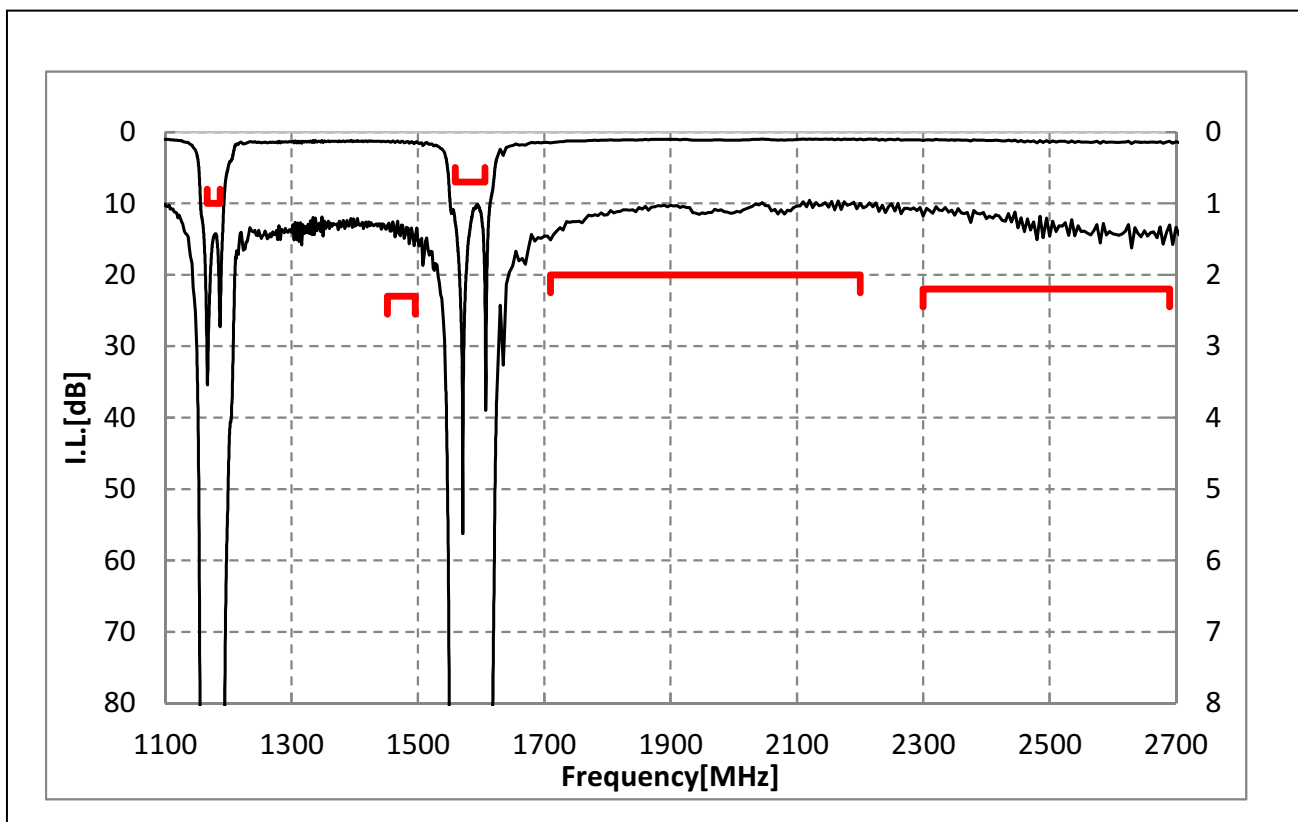
SADAG1G17AA0C0A (GPS L1_GPS L5_Cellular / Unbalanced / 9pin/ 2016)
Electrical Characteristic

< ANT. → GPS L5 >



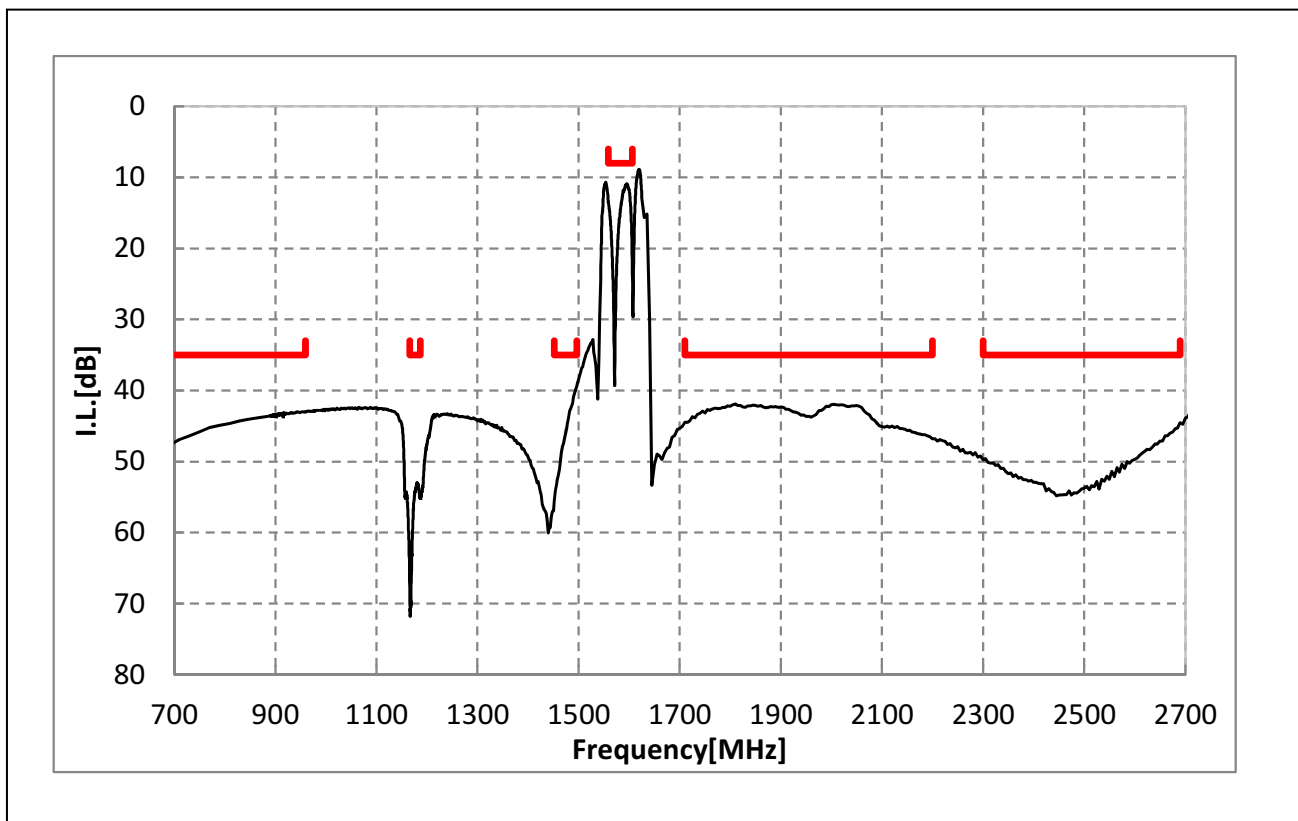
SADAG1G17AA0C0A (GPS L1_GPS L5_Cellular / Unbalanced / 9pin/ 2016)
Electrical Characteristic

< Ant → Cellular >

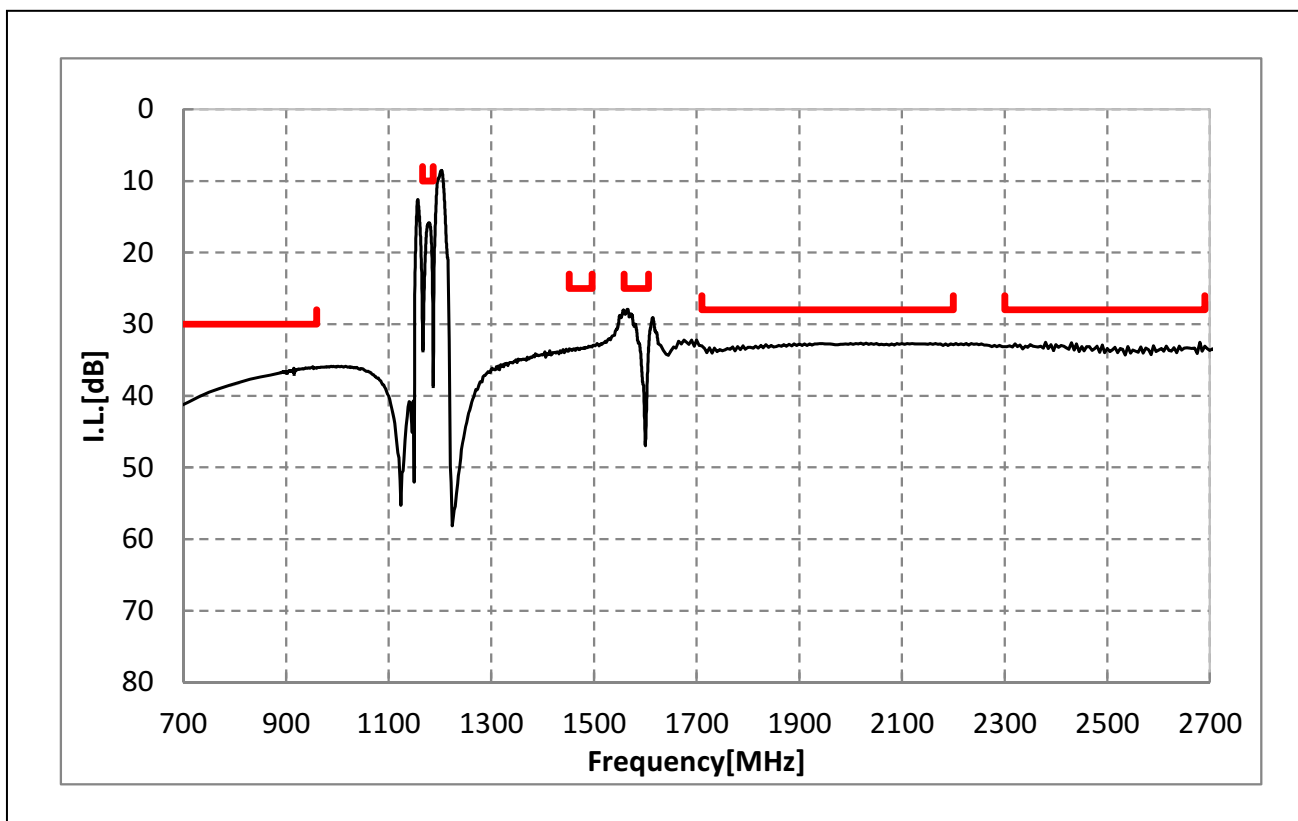


SADAG1G17AA0C0A (GPS L1_GPS L5_Cellular / Unbalanced / 9pin/ 2016)
Electrical Characteristic

< Cell → GPS L1 >



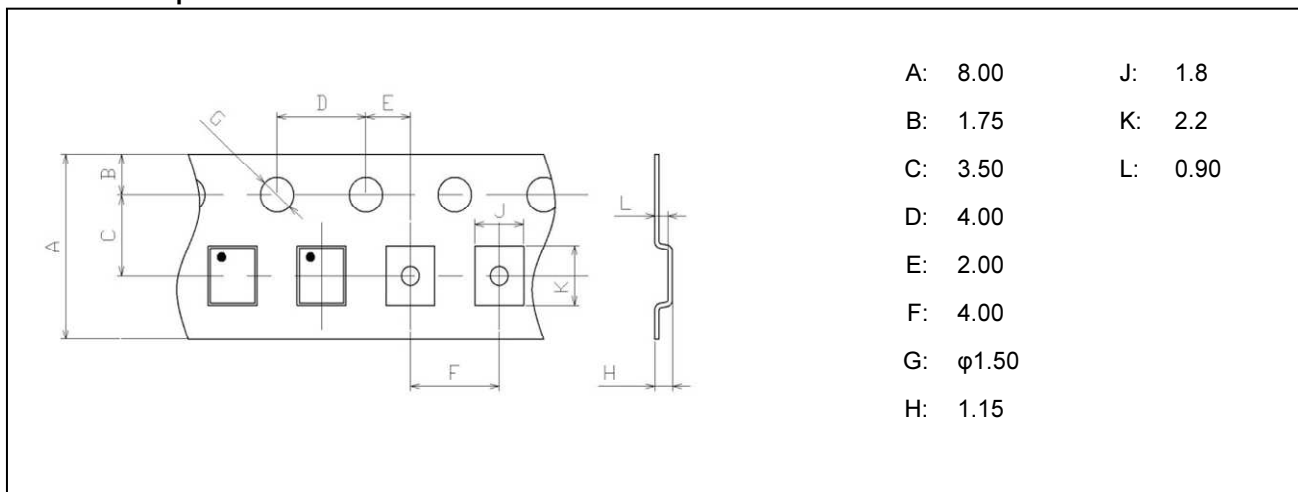
< Cell → GPS L5 >



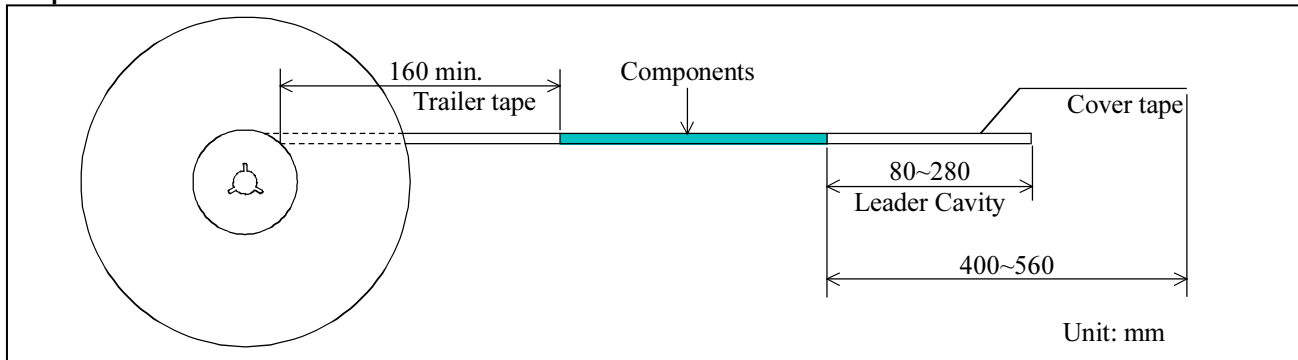
SADAG1G17AA0C0A (GPS L1_GPS L5_Cellular / Unbalanced / 9pin/ 2016)

Dimensions of Tape & Reel unit: mm

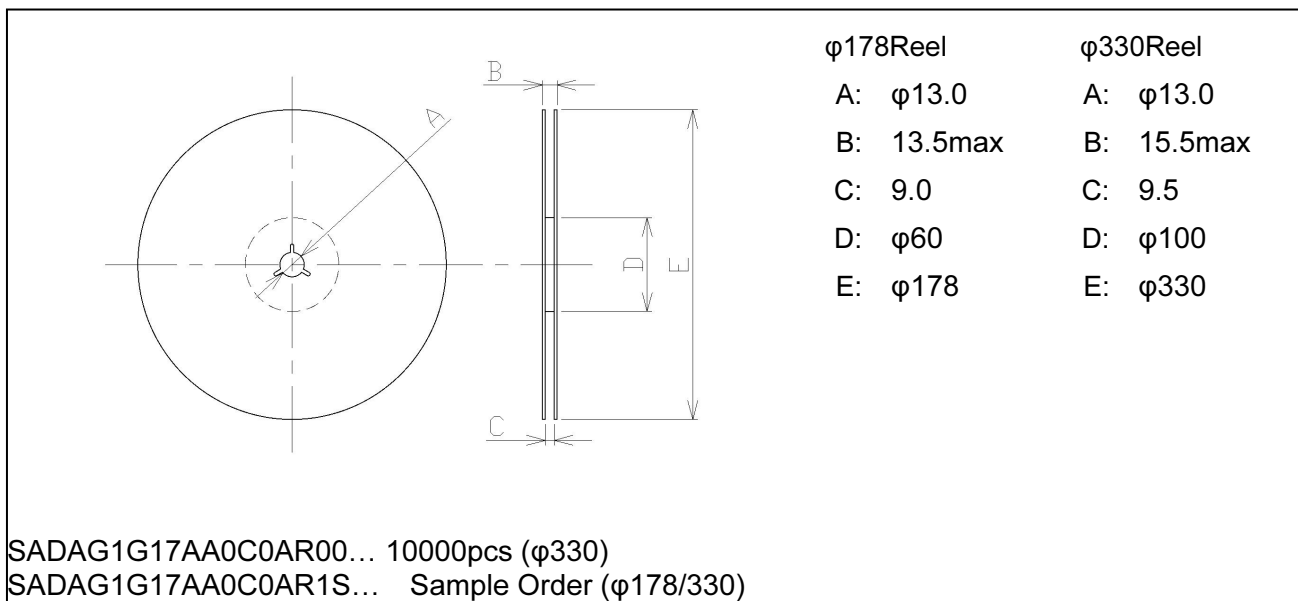
Carrier Tape



Tape



Reel



Important Notice (1/2)

PLEASE READ THIS NOTICE BEFORE USING OUR PRODUCTS.

Please make sure that your product has been evaluated and confirmed from the aspect of the fitness for the specifications of our product specified in the front page of this product specifications (the "Product" or "Products") when our Product is mounted to your product. All the items and parameters in this product specification/datasheet/catalog have been prescribed on the premise that our Product is used for the purpose, under the condition and in the environment specified in this specification. You are requested not to use our Product deviating from the condition and the environment specified in this specification.

Please note that the only warranty that we provide regarding the Product is its conformance to the specifications provided herein. Accordingly, we shall not be responsible for any defects in products or equipment incorporating such Products, which are caused under the conditions other than those specified in this specification.

WE HEREBY DISCLAIMS ALL OTHER WARRANTIES REGARDING THE PRODUCTS, EXPRESS OR IMPLIED, INCLUDING WITHOUT LIMITATION ANY WARRANTY OF FITNESS FOR A PARTICULAR PURPOSE, THAT THEY ARE DEFECT-FREE, OR AGAINST INFRINGEMENT OF INTELLECTUAL PROPERTY RIGHTS.

The Product shall not be used for any application which requires especially high reliability or accuracy in order to prevent defect which incurs high possibility of damage to the third party's life, body or property such as the applications listed below as item (a) to (j) (the "Prohibited Application"). You acknowledge and agree that, if you use our Products in the Prohibited Applications, we will not be responsible for any damage caused by such use.

Furthermore, YOU AGREE TO INDEMNIFY AND DEFEND US AND OUR AFFILIATES AGAINST ALL CLAIMS, DAMAGES, COSTS, AND EXPENSES THAT MAY BE INCURRED, INCLUDING WITHOUT LIMITATION, ATTORNEY FEES AND COSTS, DUE TO THE USE OF OUR PRODUCTS IN THE PROHIBITED APPLICATIONS.

- (a) Aircraft equipment.
- (b) Aerospace equipment
- (c) Undersea equipment.
- (d) Power plant control equipment
- (e) Medical equipment.
- (f) Transportation equipment (vehicles, automotive, trains, ships, etc.).
- (g) Traffic signal equipment.
- (h) Disaster prevention / crime prevention equipment.
- (i) Burning / explosion control equipment
- (j) Application of similar complexity and/ or reliability requirements to the applications listed in the above.

For the avoidance of doubt, the Product is not automotive grade, and will not support such requests for automotive as below, also not support other specific requests for automotive.

- AEC-Q200
- PPAP
- IATF16949, VDA6.3
- Zero Defect program
- Long product life cycle
- Automotive 8D failure analysis and report

Important Notice (2/2)

We expressly prohibit you from analyzing, breaking, Reverse-Engineering, remodeling altering, and reproducing our product. Our product cannot be used for the product which is prohibited from being manufactured, used, and sold by the regulations and laws in the world.

Please do not use the Product in molding condition.

This product is ESD (ElectroStatic Discharge) sensitive device.
When you install or measure this, you should be careful not to add antistatic electricity or high voltage.
Please be advised that you had better check anti surge voltage.

We do not warrant or represent that any license, either express or implied, is granted under any our patent right, copyright, mask work right, or our other intellectual property right relating to any combination, machine, or process in which our Products or services are used. Information provided by us regarding third-party products or services does not constitute a license from us to use such products or services or a warranty or endorsement thereof. Use of such information may require a license from a third party under the patents or other intellectual property of the third party, or a license from us under our patents or other intellectual property.

Please do not use our Products, our technical information and other data provided by us for the purpose of developing of mass-destruction weapons and the purpose of military use.
Moreover, you must comply with "foreign exchange and foreign trade law", the "U.S. export administration regulations", etc.

Please note that we may discontinue the manufacture of our products, due to reasons such as end of supply of materials and/or components from our suppliers.

Customer acknowledges that Murata will, if requested by you, conduct a failure analysis for defect or alleged defect of Products only at the level required for consumer grade Products, and thus such analysis may not always be available or be in accordance with your request (for example, in cases where the defect was caused by components in Products supplied to Murata from a third party).

The Product shall not be used in any other application/model than that of claimed to Murata.

Customer acknowledges that engineering samples may deviate from specifications and may contain defects due to their development status.

We reject any liability or product warranty for engineering samples.

In particular we disclaim liability for damages caused by

- the use of the engineering sample other than for evaluation purposes, particularly the installation or integration in the Product to be sold by you,
- deviation or lapse in function of engineering sample,
- improper use of engineering samples.

We disclaim any liability for consequential and incidental damages.

If you can't agree the above contents, you should inquire our sales.