

Datasheet of SAW Device


SAW Extractor

for GNSS / Unbalanced / 10pin /1511

Murata PN: SADAC1G17AA0E0A

■ Feature

- Support GNSS(L5)
- Low Insertion Loss



Note : This Murata SAW Component is Consumer grade product and applicable for Cellular phone or similar end devices.
Please also read Important Notice at the end of this document.

Revision
B

SADAC1G17AA0E0A (GNSS / Unbalanced / 10pin / 1511)

General Information

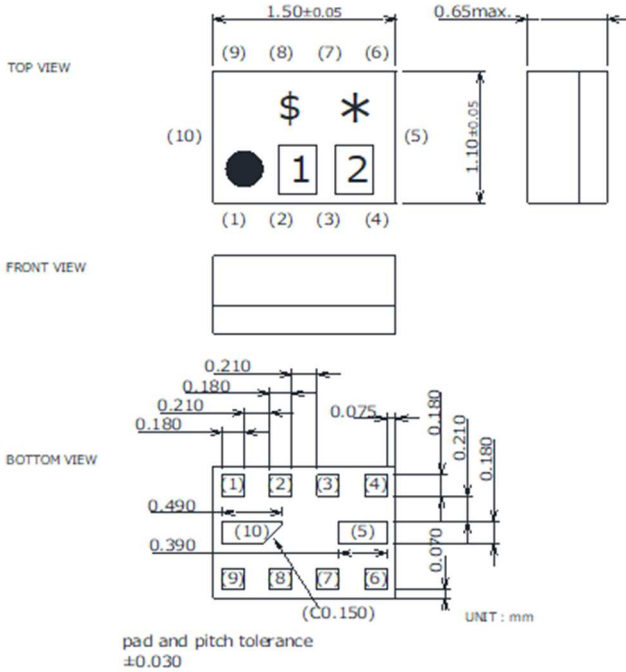
- Operating temperature	: -20 to +85deg.C
- Storage temperature	: -40 to +85deg.C
- Input Power	<p>Cellular Port : +28.0dBm, 50°C, 5000hours (1) (for 617-915MHz, 1427-1510.9MHz, 1710-2690MHz, 3300-5000MHz) +26.5dBm, 50°C, 5000hours (2) (for 617-915MHz, 1427-1510.9MHz, 1710-2690MHz, 3300-5000MHz) +35.0dBm, 50°C,5000hours (3) (for 824-849MHz, 880-915MHz) +32.0dBm, 50°C,5000hours (3) (for 1710-1785MHz, 1850-1910MHz) (1) applicable for W-CDMA, LTE, NR(DFT-s-OFDM) (2) applicable for NR(CP-OFDM) (3) applicable for GSM duty cycle 1:8</p> <p>Antenna Port : +15.0dBm, 50°C, 5000hours (1)(2) (for 617-915MHz, 1427-1510.9MHz, 1710-2690MHz, 3300-5000MHz) +15.0dBm, 50°C,5000hours (3) (for 1166.22-1186.68MHz) (1) applicable for W-CDMA, LTE, NR(DFT-s-OFDM) (2) applicable for NR(CP-OFDM) (3) applicable for CW tone</p>
- D.C. Voltage between the terminals	: 3V (25+/-2 deg.C)
- Minimum Resistance between the terminals	: 1M ohm
- RoHS compliance	: Yes
- ESD (ElectroStatic Discharge) sensitive device	

SADAC1G17AA0E0A (GNSS / Unbalanced / 10pin / 1511)

Package Dimensions & Recommended Land Pattern

unit: mm

Dimensions



Marking : Laser Printing

* : Month code

\$: Date code

1 : Q

2 : w

Terminal Number

(1) : Unbalance Port (ANT. Port)

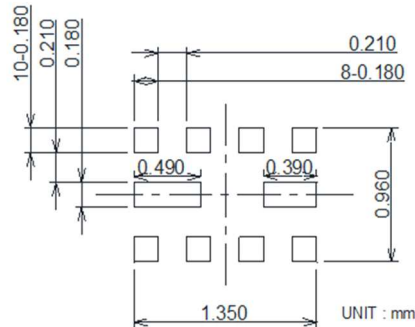
(9) : Unbalance Port (Cellular Port)

(4) : Unbalance Port (GNSS Port)

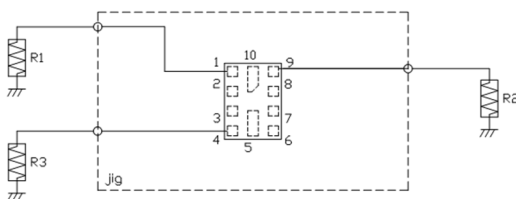
Others : GND

Notice) Please refer to Measurement Circuit for Port information in detail.

Land Pattern



Measurement Circuit (Top Thru View)



R1 : 50 ohm	
R2 : 50 ohm	
R3 : 50 ohm	

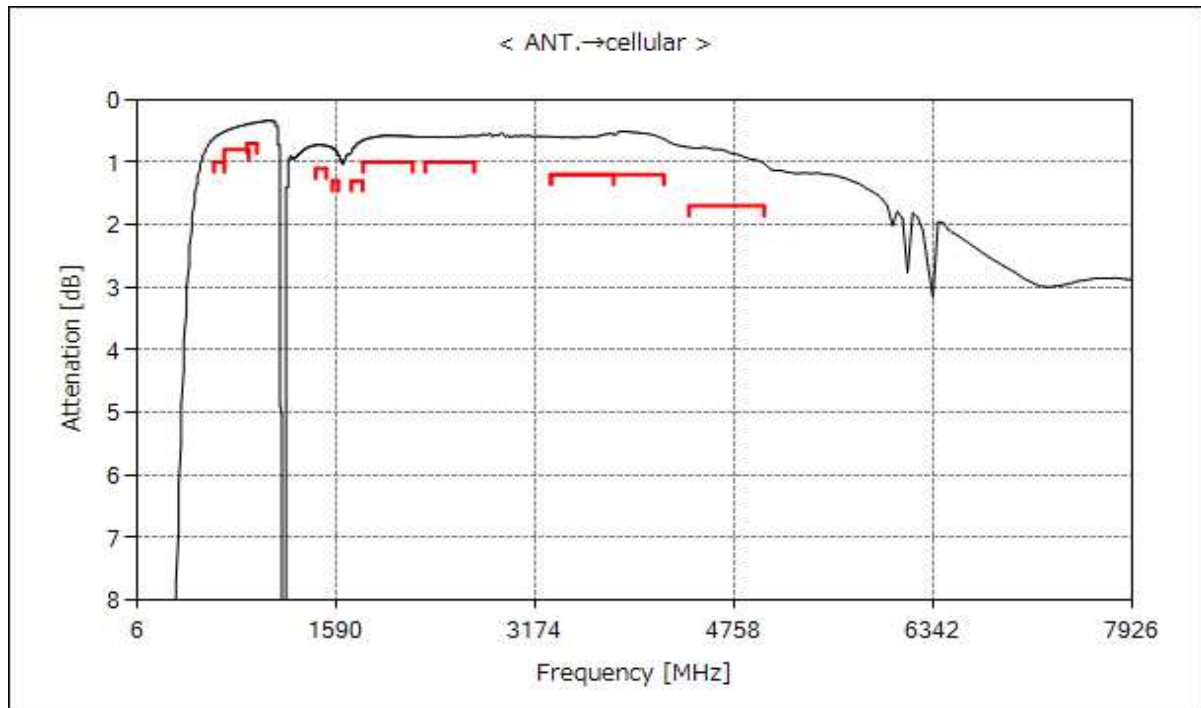
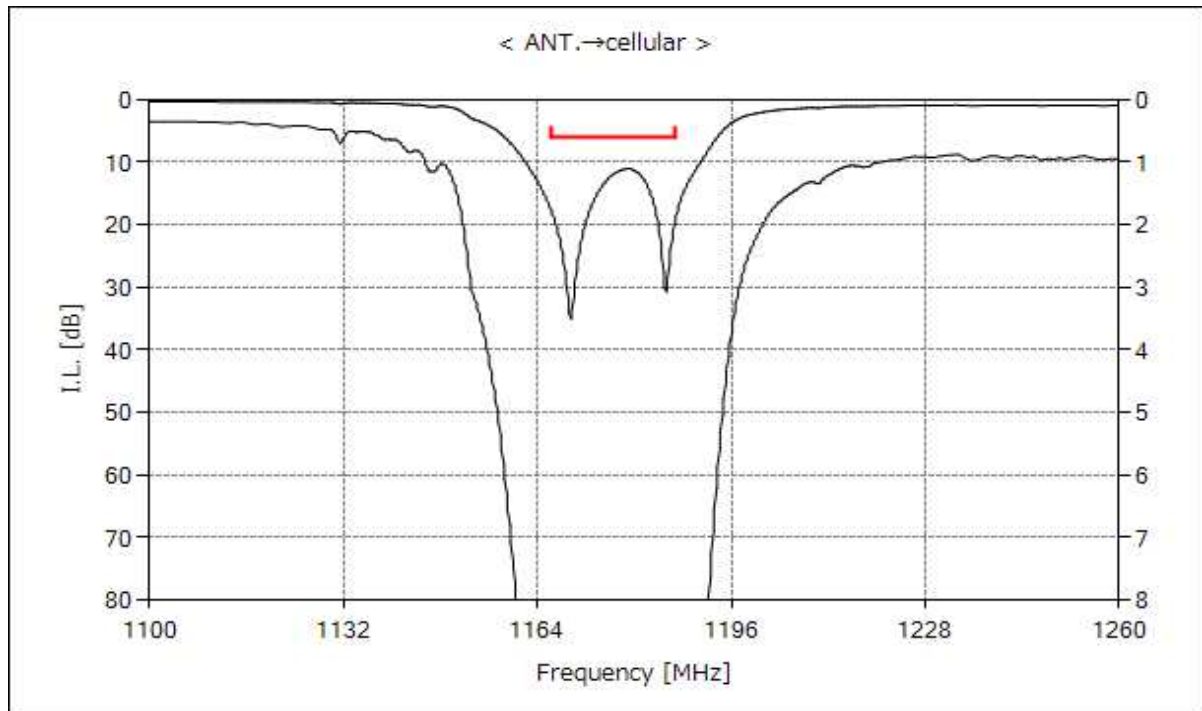
SADAC1G17AA0E0A (GNSS / Unbalanced / 10pin / 1511)

Electrical Characteristic

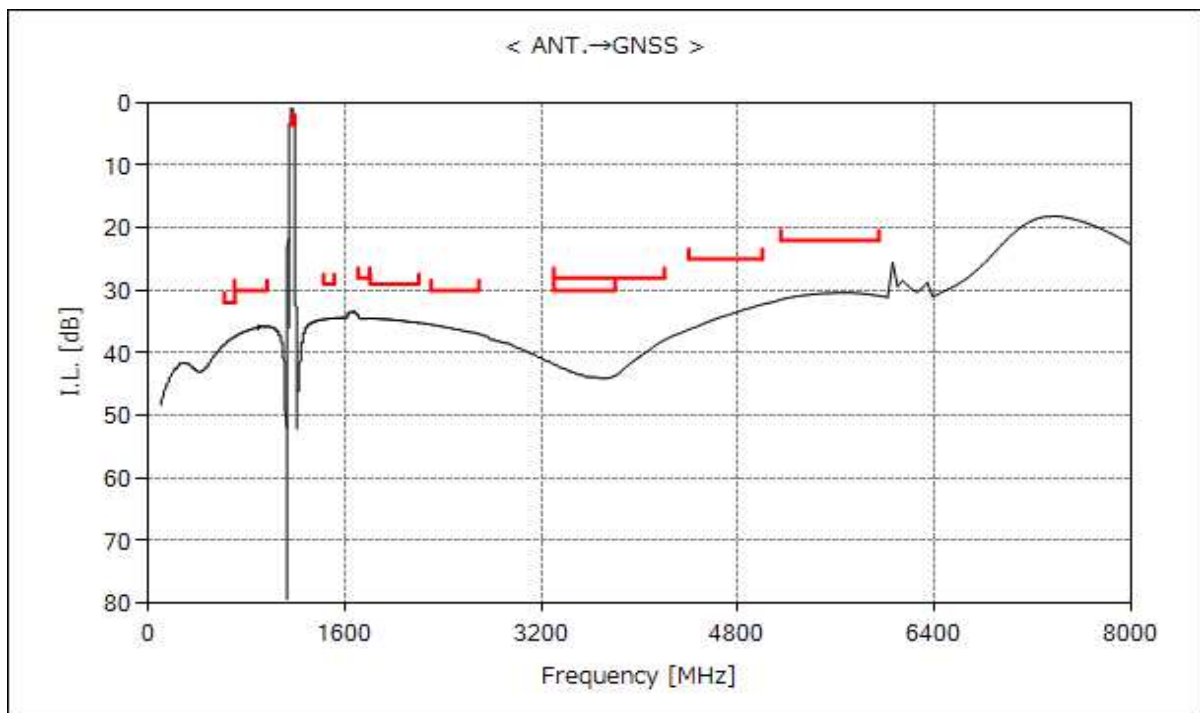
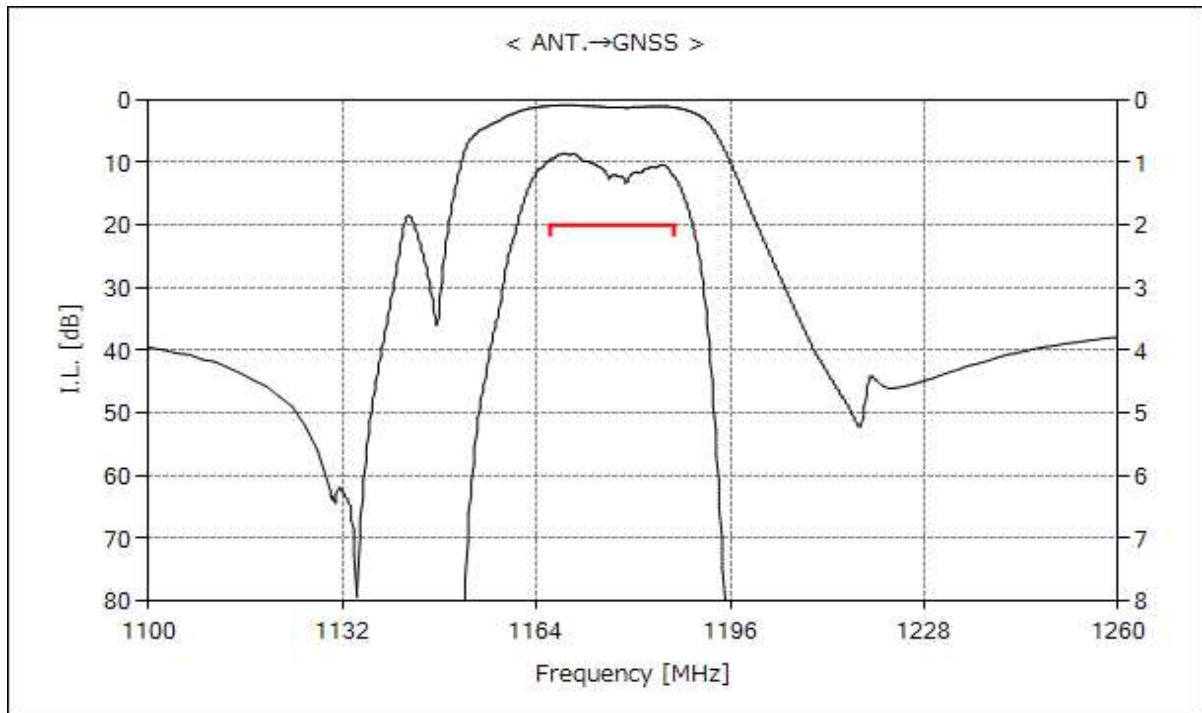
ANT. →Cellular				Characteristics			Unit	Note		
				(-20~+85deg.C)						
				min.	typ.*	max.				
Center Frequency				1177			MHz			
Insertion Loss	617.	to	698.	MHz		0.6	1.0	dB _{INT}	Any 4.5MHz, B71	
	699.	to	894.	MHz		0.5	0.8	dB _{INT}	Any 4.5MHz, LB	
	880.	to	960.	MHz		0.4	0.7	dB _{INT}	Any 4.5MHz, LB	
	1427.	to	1511.	MHz		0.7	1.1	dB _{INT}	Any 4.5MHz, MLB	
	1559.	to	1606.	MHz		0.9	1.3	dB	GNSS	
	1710.	to	1800.	MHz		0.9	1.3	dB _{INT}	Any 4.5MHz, MHB	
	1805.	to	2200.	MHz		0.6	1.0	dB _{INT}	Any 4.5MHz, MHB	
	2300.	to	2690.	MHz		0.6	1.0	dB _{INT}	Any 4.5MHz, HB	
	3300.	to	3800.	MHz		0.6	1.2	dB _{INT}	Any 4.5MHz, n78	
	3300.	to	4200.	MHz		0.6	1.2	dB _{INT}	Any 4.5MHz, n77	
	4400.	to	5000.	MHz		1.0	1.7	dB _{INT}	Any 4.5MHz, n79	
VSWR	617.	to	698.	MHz		1.4	2.0		CELL	
	699.	to	960.	MHz		1.3	2.0		CELL	
	1427.	to	1511.	MHz		1.3	2.0		CELL	
	1710.	to	1800.	MHz		1.3	2.0		CELL	
	1805.	to	2200.	MHz		1.2	2.0		CELL	
	2300.	to	2690.	MHz		1.2	2.0		CELL	
	3300.	to	3800.	MHz		1.1	2.0		CELL	
	3300.	to	4200.	MHz		1.2	2.0		CELL	
	4400.	to	5000.	MHz		1.2	2.0		CELL	
	617.	to	698.	MHz		1.2	2.0		ANT.	
	699.	to	960.	MHz		1.3	2.0		ANT.	
	1427.	to	1511.	MHz		1.4	2.0		ANT.	
	1710.	to	1800.	MHz		1.3	2.0		ANT.	
	1805.	to	2200.	MHz		1.3	2.0		ANT.	
	2300.	to	2690.	MHz		1.2	2.0		ANT.	
	3300.	to	3800.	MHz		1.2	2.0		ANT.	
	3300.	to	4200.	MHz		1.2	2.0		ANT.	
	4400.	to	5000.	MHz		1.1	2.0		ANT.	
	Absolute Attenuation	1166.22	to	1186.68	MHz		6.0	11.0		dB

* Typical value at 25±2deg.C

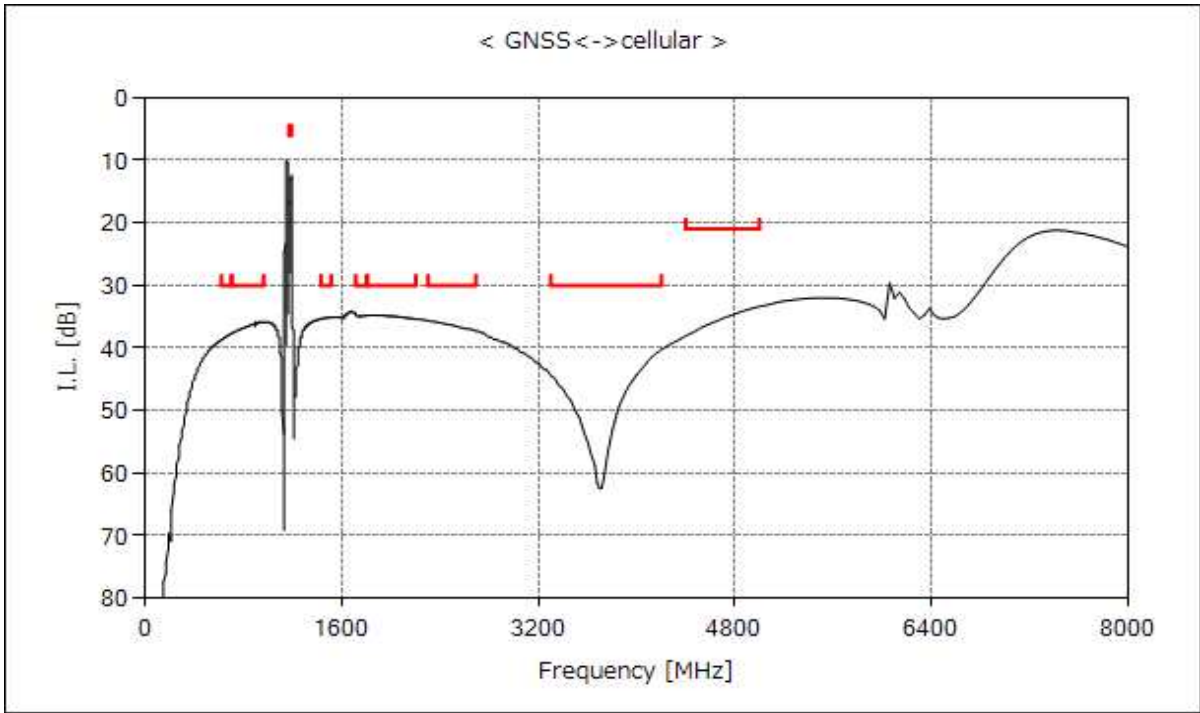
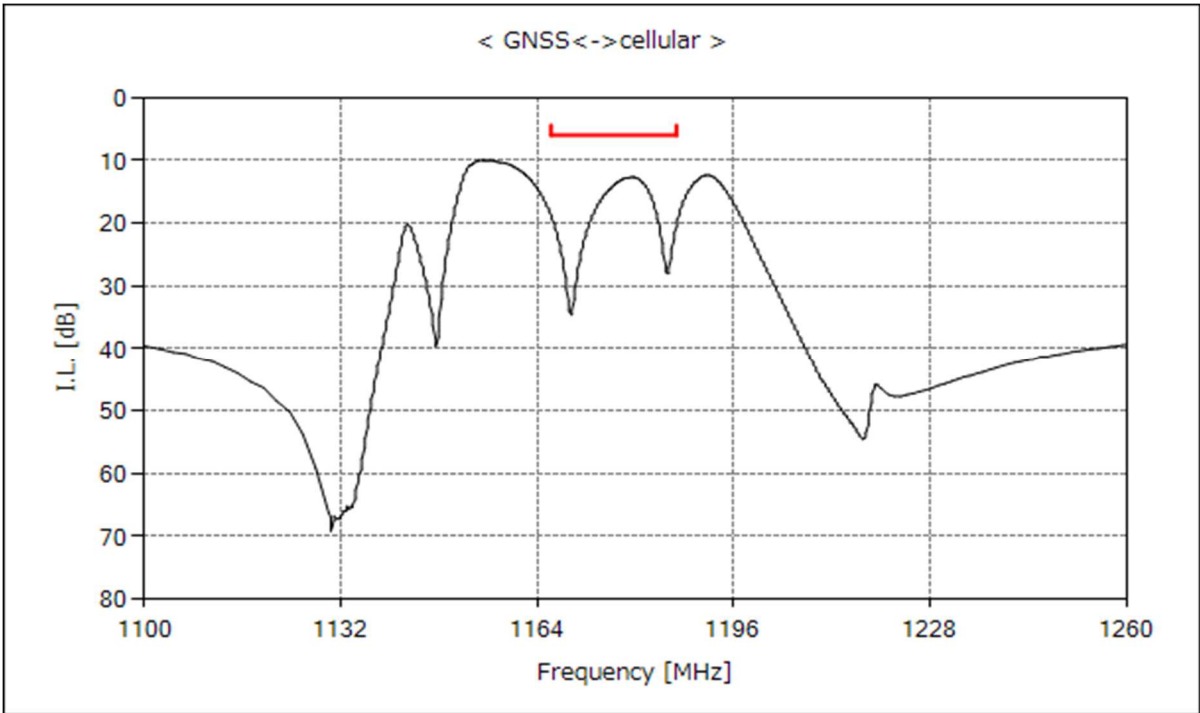
Electrical Characteristic



Electrical Characteristic



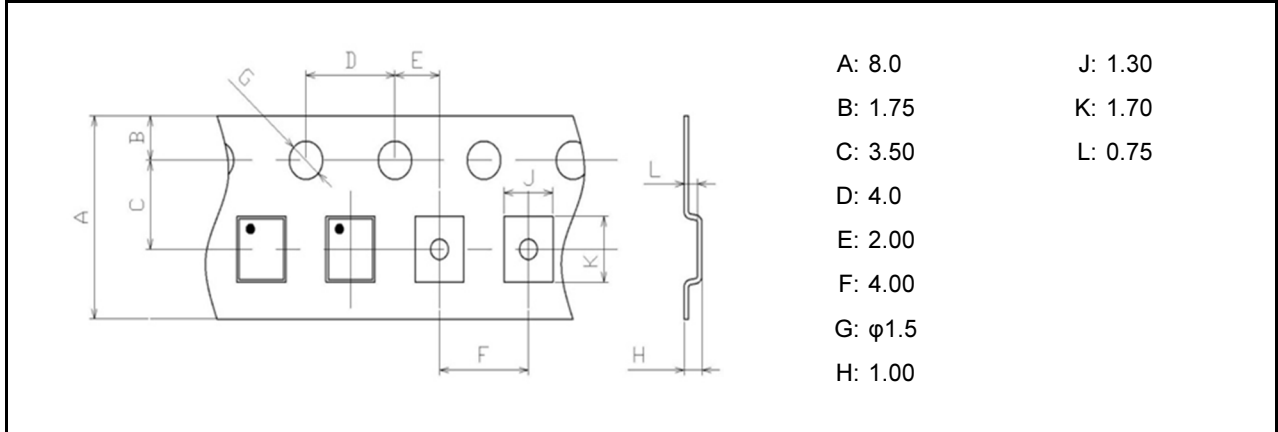
Electrical Characteristic



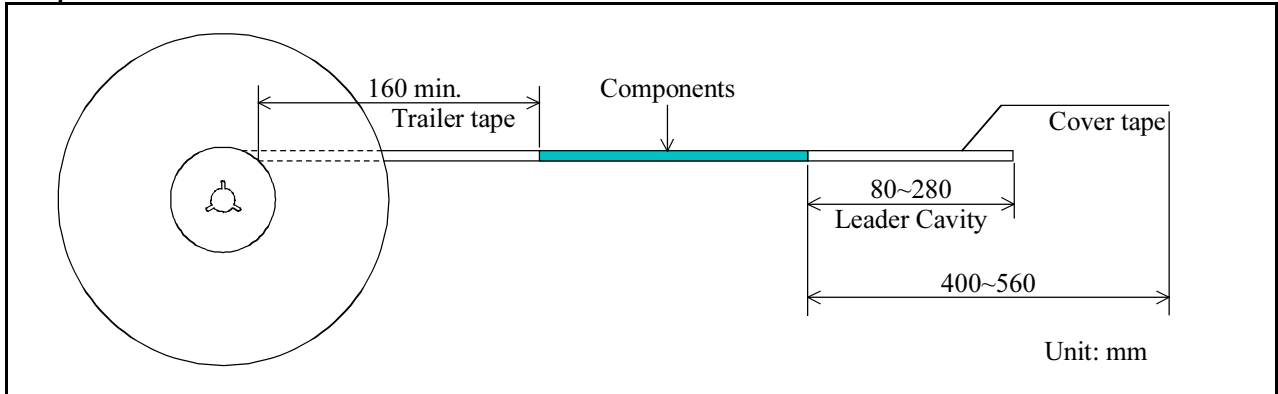
SADAC1G17AA0E0A (GNSS / Unbalanced / 10pin / 1511)

Dimensions of Tape & Reel unit: mm

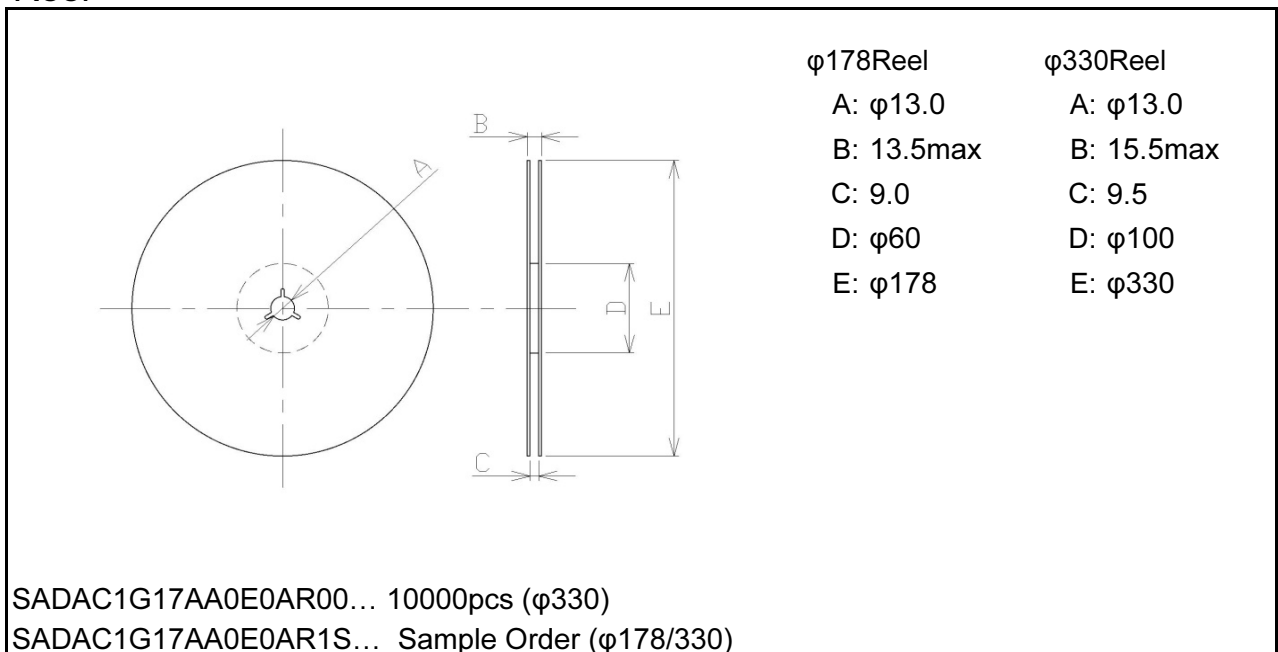
Carrier Tape



Tape



Reel



Important Notice (1/2)

PLEASE READ THIS NOTICE BEFORE USING OUR PRODUCTS.

Please make sure that your product has been evaluated and confirmed from the aspect of the fitness for the specifications of our product specified in the front page of this product specifications (the "Product" or "Products") when our Product is mounted to your product.

All the items and parameters in this product specification/datasheet/catalog have been prescribed on the premise that our Product is used for the purpose, under the condition and in the environment specified in this specification. You are requested not to use our Product deviating from the condition and the environment specified in this specification.

Please note that the only warranty that we provide regarding the Product is its conformance to the specifications provided herein. Accordingly, we shall not be responsible for any defects in products or equipment incorporating such Products, which are caused under the conditions other than those specified in this specification.

WE HEREBY DISCLAIMS ALL OTHER WARRANTIES REGARDING THE PRODUCTS, EXPRESS OR IMPLIED, INCLUDING WITHOUT LIMITATION ANY WARRANTY OF FITNESS FOR A PARTICULAR PURPOSE, THAT THEY ARE DEFECT-FREE, OR AGAINST INFRINGEMENT OF INTELLECTUAL PROPERTY RIGHTS.

The Product shall not be used for any application which requires especially high reliability or accuracy in order to prevent defect which incurs high possibility of damage to the third party's life, body or property such as the applications listed below as item (a) to (j) (the "Prohibited Application"). You acknowledge and agree that, if you use our Products in the Prohibited Applications, we will not be responsible for any damage caused by such use.

Furthermore, YOU AGREE TO INDEMNIFY AND DEFEND US AND OUR AFFILIATES AGAINST ALL CLAIMS, DAMAGES, COSTS, AND EXPENSES THAT MAY BE INCURRED, INCLUDING WITHOUT LIMITATION, ATTORNEY FEES AND COSTS, DUE TO THE USE OF OUR PRODUCTS IN THE PROHIBITED APPLICATIONS.

- (a) Aircraft equipment.
- (b) Aerospace equipment
- (c) Undersea equipment.
- (d) Power plant control equipment
- (e) Medical equipment.
- (f) Transportation equipment (vehicles, automotive, trains, ships, etc.).
- (g) Traffic signal equipment.
- (h) Disaster prevention / crime prevention equipment.
- (i) Burning / explosion control equipment
- (j) Application of similar complexity and/ or reliability requirements to the applications listed in the above.

For the avoidance of doubt, the Product is not automotive grade, and will not support such requests for automotive as below, also not support other specific requests for automotive.

- AEC-Q200
- PPAP
- IATF16949,VDA6.3
- Zero Defect program
- Long product life cycle
- Automotive 8D failure analysis and report

Important Notice (2/2)

We expressly prohibit you from analyzing, breaking, Reverse-Engineering, remodeling altering, and reproducing our Product. Our Product cannot be used for the product which is prohibited from being manufactured, used, and sold by the regulations and laws in the world.

Please do not use the Product in molding condition.

The Product is ESD (ElectroStatic Discharge) sensitive device. When you install or measure this, you should be careful not to add antistatic electricity or high voltage. Please be advised that you had better check anti surge voltage.

We do not warrant or represent that any license, either express or implied, is granted under any our patent right, copyright, mask work right, or our other intellectual property right relating to any combination, machine, or process in which our Products or services are used. Information provided by us regarding third-party products or services does not constitute a license from us to use such products or services or a warranty or endorsement thereof. Use of such information may require a license from a third party under the patents or other intellectual property of the third party, or a license from us under our patents or other intellectual property.

Please do not use our Products, our technical information and other data provided by us for the purpose of developing of mass-destruction weapons and the purpose of military use.

Moreover, you must comply with "foreign exchange and foreign trade law", the "U.S. export administration regulations", etc.

Please note that we may discontinue the manufacture of our products, due to reasons such as end of supply of materials and/or components from our suppliers.

Customer acknowledges that Murata will, if requested by you, conduct a failure analysis for defect or alleged defect of Products only at the level required for consumer grade Products, and thus such analysis may not always be available or be in accordance with your request (for example, in cases where the defect was caused by components in Products supplied to Murata from a third party).

The Product shall not be used in any other application/model than that of claimed to Murata.

Customer acknowledges that engineering samples may deviate from specifications and may contain defects due to their development status.

We reject any liability or product warranty for engineering samples.

In particular we disclaim liability for damages caused by

- the use of the engineering sample other than for evaluation purposes, particularly the installation or integration in the Product to be sold by you,
- deviation or lapse in function of engineering sample,
- improper use of engineering samples.

We disclaim any liability for consequential and incidental damages.

If you cannot agree the above contents, you should inquire our sales.